



Water
Arts Inc.

2022

**Professional Fountain
And Pond Equipment
Since 1987**

Table of Contents

Statuary Pumps	4	Drilled Sones, Liner, Geotextile	15
ST70GPH, ST90GPH, ST180GPH, ST320GPH	4	Drilled Stones, Mill Stones	15
Water Feature All Purpose Pumps	4	Liner	15
Ultra 400 to 2000	4	Liner Glue, Liner Repair Kit	15
Ninphaea 700, 1100, 2500, 3800, 5000	4	Geotextile / Underlay	15
Fountain Systems SP633	5	LED Lighting - Low Voltage	16
AquaSurge 2000 to 8000	5	Sol LED Lights	16
Waterfall Pumps 1650 to 8000	6	Transformers, Extension Cables, Splitters	16
Tidal Wave Pumps TT1500 to TT9000	6	Aquascape LED Lights	17
Solids Handling Pumps	7	Professional / Quality Lighting	18
Aquaforce 1000 to 8000	7	Submersible Lights- LED021	18
Filtral UVC Pumps	7	Water Treatments	19
Filtral UVC Pumps 400 to 1600	7	Water Treatments	19
Out of Pond Pumps	7	Fish Food	19
Hayward - SUPER PUMPS 0.5, 0.75, 1, 2	7	Maintenance and Seasonal Products	20
Hayward- Variable Speed Pump	7	Liquid Rubber	20
Filters	8	Concrete Sealer	20
Pressure Filter - Filtoclear 3000 to 8000	8	Black Foam	20
Pressure Filter - Aquascape 2000, 3500	8	Pond Vacuum	20
Filter Media- Black, White.....	8	Water Fountain Winter Covers	20
Hayward - StarClear Cartridge Filter and Cartridge Insert	9	Leaf Netting	20
UV Lites	9	Skimmer Nets	20
UV Lites 18, 25, 40, 50, 80, 120, 150 Watt	9	Pond Heaters	20
Simple (Filtrific) Pond Systems	10	Air Pumps	20
Tank and Accesory Descriptions	10	Water Plants	21
Vanishing Packs	11	Water Plants	21
Pond Packs Packs	11	Fertilizer Tablets	21
Accessories	11	Planter Baskets	21
Water Weirs / Spouts / Scuppers	12	Silk Floating Water Plants	21
Stainless Steel Water Weirs	12	Water Garden Soil	21
Scuppers	12	Fittings	22-23
Splash Rings	12	Tubing/Piping	24
Stainless Steel / Copper / Brass Wall Spouts	12	Vinyl Tubing	24
Stainless Steel Water Weirs For Water Wall	13	Fibreglass Reinforced Tubing	24
Nozzles	13	Black Spiral Tubing.....	24
Bell/Lava, 3-Tier/Vulcan, Frothy, Wing 1, Wing 3, Spiral 22	13	Black Spa Flex	24
Ring Jet	13	PVC Pipe- SCH40 Grey, SCH80 Grey.....	24
Preformed Pools	14	Stones, Pebbles, Fire Stones	25
Polyethylene Pools	14	Conversion Factors	26
Fiberglass Pools	14	Water Bowls, Fire Bowls, Fire and Water Bowls	27-28
Disappearing Water Feature Basins	14	Brass Water Bowls, Spillway Bowls, Spillway Bowl Kits	27
Fiberglass Reinforced Grate	14	Corinthian, Tuscano, Essex, Biltmore.....	28
		Legacy.....	29
		Bowl Filling Options.....	29
		Garden Art	30-31

WHO WE ARE:

Water Arts Inc. was founded in 1987.

The company was originally formed as a fountain design and consultation firm; however, a demand for quality equipment and sound advice resulted in the expansion of the company.

Thus In 1990, Water Arts Inc. launched into the sales of professional fountain and pond equipment to Landscape Architects, Landscape Contractors, Garden Centres, Water Garden Centres and Homeowners.

As the business and industry matured and changed Water Arts Inc. moved to a new space, 4152 Dundas St. W. in the spring of 2009.

Fountains and pond equipment, garden statuary, ornamental fountains, and water plants are on display here. Visit our website detailing all the amazing products available through our store and online.
www.waterartsinc.com

Our expertise is supplying the best products for each project and each client. Our staff are well trained in the use of fountain and pond equipment and are delighted to offer their advice.



Copper Tuscano
Fire and Water Bowl



FT-161 Platia Fountain



S-427 Totally Zen

Statuary Pumps



Energy-efficient. Magnetically driven or mag-drive motor technology is simple and easy to maintain. Durable pre-filter cage design prevents clogging and reduces pump maintenance.

Model	Part#	Watts	GPH	Gallons Per Hour at					Shut Off	Cord Length	Outlet	Retail
				1'	2'	3'	4'	5'				
ST70GPH	91023	3	70	48					2	6	1/2	39.98
ST90GPH	91024	4.3	90	70	30				3	6	1/2	49.98
ST180GPH	91025	9.3	180	155	130	90	20		4	6	1/2	59.98
ST320GPH	91026	17.6	320	265	225	120	105	40	5.5	6	1/2, 5/8	79.98

Water Feature (all purpose) Pumps

Ultra Water Pumps



- Ultra Pumps feature a three-way splitter with valve and multi-hose adapter.
- Energy Efficient Mag Drive technology.
- Oil-free design helps prevent pond contamination.
- 3 Year Limited Warranty

Model	Part #	Watts	Max GPH	Gallons per Hour						Shut Off	Cord Length	Outlet	Retail	
				2.5'	5'	7.5'	10'	12.5'	15'					17.5'
Ultra 400	91005	24	370	300	200					7.5'	12'	1/2"-1"	179.98	
Ultra 550	91006	33	550	425	300	75				8'	12'	1/2"-1"	209.98	
Ultra 800	91007	58	800	675	500	275				9'	25'	1/2"-1"	269.98	
Ultra 1100	91008	92	1100	1000	800	600	300			12'	25'	3/4" -1-1/4"	369.98	
Ultra 1500	91009	153	1500	1350	1200	1050	825	575		16.5'	25'	3/4" -1-1/4"	419.98	
Ultra 2000	91010	250	2000	1875	1750	1600	1375	1125	800	450	20'	25'	3/4" -1-1/4"	489.98

Ninphaea Water Pumps



- Designed for continuous operation. Motor with thermal overload protection.
- Environmentally safe. Anti-corrosive and rust proof materials.
- Low maintenance due to double filter grid housing
- 2 Year Limited warranty.

Model	Part #	HP	Watts	Max GPH	Gallons Per Hour						Shut Off	Cord Length	Outlet	Nozzle Options	Retail
					1'	2'	4'	6'	8'	10'					
Ninphaea 700	402001	0.017	13	185	162	126	54				4.7'	20'	1/2"	3	89.98
Ninphaea 1100	402002	0.027	20	285	282	258	186	60			6.2'	20'	1/2"	3	109.98
Ninphaea 3800	402004	0.1	75	1000	870	840	690	480	180		8.5'	20'	3/4"	4	149.98
Ninphaea 5000	402005	0.12	95	1250	1140	1080	990	840	660	420	12.1'	20'	3/4"	4	169.98

Water Feature (all purpose) Pumps



Model	WATTS	GPH	Gallons Per Hour at						Shut Off	Cord Length (ft.)	Retail
			5'	10'	15'	20'	25'	30'			
SP633	500	6350	5500	4500	3600	2600	1500	300	31	25	699.98

AquaSurge Pumps



Ideal for use in ponds, pondless waterfalls, and other water feature applications, Aquascape Aqua-Surge asynchronous pumps are designed for use in skimmer and waterfall-filter systems. Extremely energy-efficient, AquaSurge pumps are made for continuous use in either horizontal or vertical orientation.

AquaSurge pumps will not corrode or rust, and their rubber feet prevent noise and vibration while in use, making them a top choice for discriminating homeowners and pond professionals alike. Excellent Energy Efficiency



Aquascape uses asynchronous motor technology in its AquaSurge pumps, providing high torque, trouble-free performance at higher head heights as well as excellent energy efficiency compared to magnetically driven pond pumps. The unique ceramic shaft with cooling port also prevents the pump from overheating.

You'll save hundreds of dollars over traditional water pumps, and its oil-free design helps prevent pond contamination.

Model	Part #	Watts	Max GPH	Gallons per Hour					Shut Off	Cord Length	Outlet	Retail
				5'	10'	15'	20'	25'				
AquaSurge 2000	91017	160	2193	1850	1465				12.5'	20'	1-1/2"	689.98
AquaSurge 3000	91018	165	3196	2700	2350				15'	20'	1-1/2"	789.98
AquaSurge 4000	91019	215	3947	3570	3350	2250			18.5'	20'	1-1/2"	869.98
AquaSurge 5000	91020	360	5284	5000	4750	3250	1750		24'	20'	1-1/2"	969.98
AquaSurge2000-4000	45009	180-215	3974	3750	3350	2250			18.5'	20'	1-1/2"	1239.98
AquaSurge 4000-8000	45010	500 to 660	7,793	7350	7000	5850	4300	2000	28'	20'	1-1/2"	1449.98

Waterfall Pumps



- Quiet, energy-efficient
- Uncompromisingly reliable with high cleaning force, allows large debris up to 1/6 in.
- Allows quick, no tool access to all moving parts for easy maintenance
- Includes a back-spitting feature to keep the pump cool, extending the life of the pump
- Robust design utilizes premium ceramic shafts and bearings for maximum efficiency
- 2 year included warranty plus an additional 1 year with online product registration

Model	Part #	Watts	Max GPH	Gallons per Hour						Shut Off	Cord Length	Outlet	Retail
				2.5'	5'	7.5'	10'	15'	20'				
Waterfall Pump 1650	45421	70	1650	1400	1100	900	650	100		16.5'	20'	1-1/4"	599.98
Waterfall Pump 2300	45422	130	2300	2100	1900	1600	1400	750		20'	20'	1-1/4"	699.98
Waterfall Pump 3700	45423	170	3700	3400	3000	2750	2400	1400	175	21'	20'	1-1/2"	869.98
Waterfall Pump 5150	45424	230	5150	4750	4400	4000	3500	2250	900	23'	20'	2"	1009.98
Waterfall Pump 6600	45425	460	6600	6250	5600	5000	4400	3000	1850	26.5'	20'	2"	1569.98
Waterfall Pump 8000	45426	600	8000	7300	6600	6000	5250	4000	2500	32'	20'	2"	1739.98

TidalWave Pumps



- Asynchronous Pumps combine the efficiency of Magnetic Induction with the power of Direct Drive geometry, keeping operating and ownership costs to a minimum
- Compact design fits the tightest pump chambers, perfect for vertical and multiple pump applications
- Excellent resistance to fouling in hard water environments and simple maintenance keeps pumps running in adverse conditions
- Ribs and large openings in pre-filter and handle provide tremendous surface area for greater clog resistance, decreasing upkeep and increasing pump life

Model	Part #	Watts	Max GPH	Gallons per Hour				Shut Off	Cord Length	Outlet	Retail
				5'	10'	15'	20'				
TT1500	73924	101	1640	1060	350			11'	20'	1-1/2"	589.98
TT2000	73925	115	2640	1760	715			13'	20'	1-1/2"	649.98
TT3000	73926	173	3000	2180	1215	475		15'	20'	1-1/2"	779.98
TT4000	73927	230	4490	3330	1785	700		16'	20'	1-1/2"	1099.98
TT5000	73928	310	5150	4255	3170	1615		17'	20'	2"	1229.98
TT6000	73929	334	6000	4915	3395	1750		19'	20'	2"	1359.98
TT7500	73930	520	7650	6300	4640	2860	1250	21'	20'	2"	1749.98
TT9000	73931	587	8800	7470	5990	4260	2595	22'	20'	2"	1879.98
Variable Speed Controller	73933										499.98

AquaForce Solids Handling Pumps



- AquaForce® pumps combine energy-efficient performance, high flow rates.
- Oil-free design and high-torque performance while the protective
- Handles solids up to one-quarter of an inch, preventing clogging and reducing maintenance.
- It's unique ceramic shaft with cooling port prevents the pump from overheating.
- 3 Year limited warranty.

Model	Part #	Watts	Max GPH	Gallons per Hour						Shut Off	Cord Length	Outlet	Retail
				3'	5'	6'	10'	15'	20'				
AquaForce 1000	91011	55	1,070	900		700				10	25'	1-1/2"	339.98
AquaForce 1800	91112	160	2,149		1806		1320	260		16.5	25'	1-1/2"	509.98
AquaForce 2700	91012	147	2,695		2425		1840			14	25'	1-1/2"	549.98
AquaForce 3600	91113	215	3,868		3613		3254	2100		18	25'	1-1/2"	639.98
AquaForce 5200	91013	360	5,284		5116		4250	3186		24	25'	1-1/2"	799.98
AquaForce 4000-8000	91104	500 to 660	7,793		7150		6440	5320	3950	28	25'	1-1/2"	1519.98

Filtral UVC Pumps



- All in One - Pump, Filter and UVC
- Multifunctional complete solution combines mechanical, biological and Ultraviolet filtration with multiple nozzle options.
- Easy open clips allow quick access to the filter media without dismantling the nozzle assembly while viewing port allows visual confirmation of proper UVC operation.
- 2 Year limited warranty.

Model	Part #	Watts	Max GPH	UVC Power	Max Pond (No Fish)	Max Pond (With Fish)	Shut Off	Cord Length	Retail
Filtral UVC 400	76004	20	195	5 watts	400 gal.	200 gal.	4'	15'	459.98
Filtral UVC 800	76005	22	235	9 watts	800 gal.	400 gal.	4'	15'	629.98
Filtral UVC 1600	76006	50	410	13 watts	1600 gal.	800 gal.	6'	15'	799.98

Out of Pond Pumps

Hayward - SUPER PUMPS 2600 Series



- Self-Priming
- Lexan® see-thru strainer cover lets you see when basket needs cleaning.
- All components molded of corrosion proof PermaGlass XL™ for extra durability and long life.
- Heavy-duty high performance motor for quieter, cooler operation.
- Service-ease design gives simple access to all internal parts.
- Cable Not Included

Model	Voltage	Max Amps	H.P.	Suction /Output	Gallons per minute									Wire Size 0-50'	Warranty	Retail
					20'	25'	30'	35'	40'	45'	50'	60'	70'			
HAY-10-807 SP2600X5A	115	15	0.5	1-1/2"	55	50	45	39	29	15				No. 14	1 year	1819.98
HAY-10-808 SP2605X7A	115/	15	0.75	1-1/2"	67	65	58	55	47	39	31			No. 14	1 year	1859.98
	230	10														
HAY-10-0264 SP2670007X10C	115/	20	1	1-1/2"	85	80	76	70	65	55	50	27		No. 12	2 year	1709.98
	230	10												No. 14		
HAY-10-0265 SP2670010X15C	115/	30	1.5	1-1/2"	97	95	90	85	80	75	67	50	10	No. 10	2 year	1829.98
	230	15												No. 14		
HAY-10-312 SP2615X20	230	15	2	2"	116		111	105	99	95	85	70	51	No. 10	1 year	2529.98
														No. 14		

Variable Speed Pumps (230V)



Cable not Included

Chemical-resistant Viton seal offers improved resistance against chemical imbalances. Fully programmable, touch pad control can be rotated to four different positions or mounted to the wall for convenient access. Universal compatibility: operates independently, with Hayward automation, or with competitive systems via relay control. 3 Year Warranty

RPM	% Output	SP2670020VSP HAY-10-3238					Retail	RPM	% Output	SP3290VSP HAY-10-3234					Retail
		10'	20'	30'	40'	50'				10'	20'	30'	40'	50'	
1725	50%	34	45				4179.98	1375	50%	29					4789.98
2400	70%	62	47	18				2425	70%	94	77	54			
3000	87%	84	73	60	45			3100	80%	111	97	80	58		
3450	100%	100	90	80	69	56		3450	100%	145	134	124	110	96	

Pressure Filters

- The FiltoClear pressure filter series has built-in mechanical, biological, and UVC cleaning power with patented Easy-Clean function
- Compact, impact-resistant unit with high filtration capacity is perfect for small places around the pond
- Easy-Clean and back flush function can be quickly and easily operated without removing the lid or tubing; activated by turning the blue rotary switch
- Integrated, EPA-registered UV Clarifier eliminates bad bacteria and pathogens, and cleans the green out of the pond water
- Safely confirm that the UVC is working with the visual inspection window at the top of the filter



- 2 Year Limited Warranty

Pressure Filter	FiltoClear 3000	FiltoClear 4000	FiltoClear 8000
Pond Size (No fish)	3000	4000	8000
Pond Size (With koi)	750	1000	2000
Maximum Flow Rate/PSI	2000 gal/7.25	3000 gal/7.25	4000 gal/7.25
UV Wattage	18 watt UVC	24 watt UVC	55 watt Uvc
Power Cord Length	15 ft		
Hose Diameter	1-1/2" , 2"		
Size (Ø x H) (inches)	15" x 20"	15" x 25"	15" x 30"
Part Number	40346	56425	56435
Retail (\$)	1179.98	1599.98	1899.98
Replacement Bulbs	3000	4000	8000
Part Number	40965	41011	40967
Retail (\$)	139.98	149.98	209.98

- The UltraKlean Pond Filter with high-output ultraviolet clarifier and integrated electronic bulb-saver filters ponds, providing pond owners with optimum water conditions and crystal-clear water.
- The unique sponge-free design minimizes maintenance and maximizes efficient mechanical and biological filtration.
- The included biological media packs tightly together, effectively trapping debris. The high-output UV bulb eliminates single-celled algae which causes single-celled algae (suspended algae) blooms.
- A bulb-saver timer feature saves bulb life and provides an ideal time to add water treatments.
- The Simple-to-use self-cleaning feature allows for the unit to be backwashed in less than five minutes without opening the canister or getting your hands dirty.
- A cleaning indicator light will automatically remind you when the filter requires backwashing.
- 3-Year Limited Warranty.



Pressure Filter	2000	3500
Pond Size	2000 Gallon	3500 Gallon
Maximum Flow Rate	2700 GPH	3500 GPH
Minimum Flow Rate	1000 GPH	2000 GPH
UV Wattage	14 Watts	28 Watts
Power Cord Length	20 ft	
Discharge Hose Diameter	1", 1-1/4", 1-1/2"	
Size (Ø x H) (inches)	13" x 17"	13" x 21.5"
Part Number	95053	95054
Retail (\$)	689.98	859.98
Replacement Bulbs	2000	3500
Part Number	95030	95031
Retail (\$)	69.98	89.98

Filter Media



The open character of this media allows for high volumes of water to pass through without clogging while providing optimal surface area to facilitate bacterial colonization.

It is available in 1.25" and 2.0" thicknesses.

Filter Media	Black		White	
Size (L x W)	12" x 56"	120' x 56"	12" x 56"	120' x 56"
Thickness	1"		1-1/4"	
Retail (\$)	29.98	2299.98	19.98	1999.98


Ultraviolet Clarifiers



Uv Lites

SMART UV Sterilizers, our flagship UV line, feature a 3" UV Housing that utilizes their standard-output lamps' UV-C output to its maximum potential. SMART UV Sterilizers offer a heavy-wall UV resistant body and come with a Lifetime UV Housing Warranty*. The SMART Ballast drives the lamp(s) at peak efficiency which ensures maximum UV-C output, as well as expected useful life.

	Smart UV Lite 18	Smart UV Sterilizer 25	Smart UV Lite 40	Smart High Output UV Sterilizer 50	Smart High Output UV Sterilizer 80	Smart High Output UV Sterilizer 120	Smart High Output UV Sterilizer 150
Max. Flow Rate (gph)	356	788	983	1500	2700	3840	6000
Max. Pond Size (gal)	1100	2400	2900	5000	10 000	13 000	19 000
Connections	1-1/2" Union Ports			2" Union Ports			
Input Watts	18	25	40	50	80	120	150
UV-C Output Watts	5	8	14	15	27	37	57
Power Cord Length (ft.)	26.5'						
Size (L x Diam.) (inches)	22 x 2.5	29 x 3.5	45 x 2.5	30 x 6	45 x 6	57 x 6	71 x 6
Part Number	EU18-2	EU25-U	EU40-2	E50S	E80S	E120S	E150S
Retail (\$)	1679.98	1849.98	2019.98	3499.98	3699.98	3979.98	4829.98



Cartridge Filter - Hayward Star Clear



Hayward Star-Clear™ cartridge filters provide crystal clear water and have extra cleaning capacity to accommodate pools, spas and fountains of all types and sizes.

- Single locking knob securely fastens head to filter tank, eliminating bolts or clamps.
- Attractive, durable filter head may be rotated to conveniently position pressure gauge and manual air relief.
- Injection-molded filter tank for dependable corrosion-free performance.
- Extra-large cartridge element with new precision engineered core provides extra-strength and maximum flow.
- Elevated, filtered water collector and debris sump prevents accidental by-pass of heavy debris to pool or spa when cartridge is removed for cleaning.

	Micro Star Clear	Star Clear	Star Clear
Effective Filtration Area	25 sq. ft.	25 sq. ft.	50 sq. ft.
Recommened Flow Rate		1500 GPH	3000 GPH
Inlet / Outlet	1-1/2" FTHR		
Size (Ø x H) (inches)	7-1/4" x 17-7/8"	10-1/2" x 19-1/2"	10-1/2" x 29-1/2"
Weight	7lbs	13lbs	17lbs
Part Number	C225	C250	C500
Retail (\$)	469.98	999.98	1249.98
Replacement Cartridge Insert	CX225RE	CX250RE	CX500RE
Retail (\$)	109.98	139.98	209.98





SIMPLE POND SYSTEM

- No Limitations on your creative vision.
- No Fragile ecosystem to maintain.
- Operate only when desired.
- Can be placed away from water feature
- Minimal footprint in landscape.
- Requires much less digging.
- Reduces energy consumption.
- Reduces evaporation.
- Sturdy, durable, yet light weight material.

T40F- Filter Tank



- 40 lbs. Dimensions: L: 29", W: 31.75", H: 24"
- A 4" intake port handles flow rates up to 80 GPM (4,800 GPH)
- Provides 20 gallons of water-in-motion reserve @ 9" residual water depth
- Large pumping chamber, bolt down integrated lid system, convenient 13" diameter filter access
- Removable filter carriage
- Front & Back Discharge Ports for two pumps
- Additional Capacity Port for expandable water containment

T40SP- Side Pod Expansion Tank



- 40 lbs, Dimensions: L: 32", W: 24", H: 20"
- Side-nesting Expansion Tank connects to either side of the T40F or T75F Filter Tank
- Adds an additional 10 gallons of water-in-motion reserve when connected to the T75F Filter Tank
- The top of the Side Pod rests 4" below ground level allowing it to be placed beneath lawn, ground cover or walkways.
- A 4" connection on both sides for connecting to a Filter Tank or additional Side-Pod Tanks
- Includes vented cap. The Air Vent allows water to flow quickly in and out of the tank.

T75F- Filter Tank



- 72 lbs, Dimensions: L: 35", W: 36", H: 32"
- A 6" intake port handles flow rates up to 200 GPM (12,000 GPH)
- 75 gallon Filter Tank (provides 40 gallons of water-in-motion reserve @ 9" residual water depth)
- Large pumping chamber
- Bolt down integrated lid system
- Convenient filter access (Filter Basket purchased separately)
- Removable Filter Carriage
- Front & back discharge ports for up to four pumps
- Front and back additional capacity ports for expandable water containment

T165XP- Xtended Pod Expansion Tank



- 156 lbs, Dimensions: L: 63", W: 37", H: 32"
- Four 6" coupling ports for connection to Filter Tanks or additional Expansion Tanks, One 3" overflow port
- Adds an additional 140 gallons of water-in-motion reserves when connected to the T390F Filter Tank
- Adds an additional 95 gallons of water-in-motion reserve when connected to the T75F Filter Tank
- Reinforced domed lid can be covered by the landscape
- Lid vented for pressure equalization to allow easy fill and pump down of stored water
- Includes coupling pipe & fittings

T390F- Filter Tank



- 256 lbs, Dimensions: L: 70", W: 51.5", H: 48"
- 6" / 10" combination intake port handles flow rates up to 700 GPM (42,000 GPH)
- 390 gallon Filter Tank (provides 270 gallons of water-in motion reserve @ 9" residual water depth)
- Accepts interchangeable skimmers
- Large pumping chamber. Bolt down integrated lid system
- Convenient filter access (Filter Baskets purchased separately). Removable Filter Carriage
- Front & back discharge ports for up to four pumps
- Front and back additional capacity ports for expandable water containment

Fixed Skimmers



Low Profile Fixed Skimmers allow precise adjustment of the water level and are nearly invisible at the pools edge. An eccentric coupling provides fine tuning of the skimmer height to accommodate increased flows, and the un-tapered skimmer design allows the skimming edge to be incrementally trimmed as needed. Optional drain port allows for water to drain completely into tank when pump is shut off.

Door Skimmers



The door skimmer rests inside the liner and is designed to disappear into the ponds edge. The skimmer door self-adjusts to fluctuating water levels. Floating debris in the pond is swept through the skimmer door and into the filter basket inside the filter tank. It accommodates fluctuating water levels and pumping volumes. Allows for bottom draw in pond through a connection to Bottom Draw Disk.

In Wall Skimmers



There are 2 types of stainless steel skimmers. For use in elevated pools the S5 In-Wall Skimmer exits out of the bottom and provides a strong low profile design for 10" or wider concrete walls. In installations where the top of the Filter Tank is level with the pool edge, the S6 In-Wall Skimmer exits out the back for a same level connection with the Filter Tank and provides a strong narrow design for 10" or wider concrete walls.

Waterfall Starter



Filtrific Waterfall Starter's innovative rock-bearing design allows only the natural elements and flowing water to be seen. Surround the Waterfall Starter with rock to create a completely natural looking water feature. Invert the Waterfall Starter for a low profile start to a waterfall or stream. Recommended flow up to 9600gph. 3" Connection

Part Number	Description	Retail
S44	80 GPM Fixed Skimmer (fits 4" pipe)	409.98
S64	80 GPM Fixed Skimmer (fits 4" pipe)	509.98
S66	160 GPM Fixed Skimmer (fits 6" pipe)	649.98
S44D	80 GPM Door Skimmer (fits 4" pipe)	1009.98
S64D	80 GPM Door Skimmer (fits 4" pipe)	1079.98
S66D	160 GPM Door Skimmer (fits 6" pipe)	1599.98
S5	Stainless Steel In-Wall Down Drop Skimmer (fits 3" pipe)	2319.98
S6	Stainless Steel In-Wall Skimmer (fits 4" pipe)	2499.98
WS1	Waterfall Starter	399.98

SIMPLE POND SYSTEM



VANISHING PACKS



Part Number	Description	Contents	Water Containment	Water In Motion Reserve	Retail
VP-05	Vanishing Pack 5	T40F + CPX	40 Gal.	20 Gal.	3519.96
VP-09	Vanishing Pack 09	T40F + T40SP + RC-44LL + CPX	80 Gal.	60 Gal.	5209.92
VP-10	Vanishing Pack 10	T75F + CP1	75 Gal.	40 Gal.	6100.96
VP-10HF	Vanishing Pack 10 High Flow	T75F + CP2	75 Gal.	40 Gal.	6360.96
VP-15	Vanishing Pack 15	T40F + 2x-T40SP + RC-44TL + CPX	120 Gal.	100 Gal.	6649.90
VP-20	Vanishing Pack 20	T75F + T40SP + RC-44LL + CP1	115 Gal.	80 Gal.	7790.92
VP-20HF	Vanishing Pack 20 High Flow	T75F + T40SP + RC-44LL + CP2	115 Gal.	80 Gal.	8050.92
VP-25	Vanishing Pack 25	T75F + 2x-T40SP + RC-44TL + CP1	155 Gal.	120 Gal.	9230.90
VP-30 ***	Vanishing Pack 30	T75F + T165XP + CP1	240 Gal.	135 Gal.	10800.94
VP-70 ***	Vanishing Pack 70	T390F + CP3A	390 Gal.	270 Gal.	11749.96
VP-100 ***	Vanishing Pack 100	T390F + T165XP + CP3A	555 Gal.	410 Gal.	16459.94

POND PACKS

Part Number	Description	Contents	Water Containment	Retail
PP-05	Pond Pack 5	T40F + CPY	40 Gal.	4109.96
PP-10	Pond Pack 10	T75F + CP5	75 Gal.	6680.96
PP-10HF	Pond Pack 10 High Flow	T75F + CP6	75 Gal.	7320.96

*** Please Note: Additional Freight Charges May Apply

Optional Accessories

SH1 & SH2



A recessed top supports large or small rock overlays and two front and back skimming windows handle large leaves and debris.

CD1



The Bottom Draw Disk connects directly to the S44D, S64D, or S66D and removes small organic debris with a maximum flow rate of 15gpm.

SG1 & SG2



Use the stainless steel skimmer Grate for applications with smaller organic debris. Extension risers can be added to lift the grate off the skimmer and allow larger debris to pass below the grate.

K5 & K6



The Auto-Fill Assembly connects to the overflow port on the Filter Tank and can be positioned according to the application at either a high or low level in the Filter Tank.

RISER



Extension risers elevate the grate 1-3/8" to accommodate larger debris. Four self-tapping screws secure the riser to the skimmer. Top bolts fasten the grate to the top of the risers allowing convenient internal access of the skimmer.

UV57-FH



UV light is a popular and effective way of turning green water into clear water. It contains a 57watt UV lamp transformer, 22" housing with 2" connection pipe and flex connectors, 14ft cord and 2" check valve.

Part Number	Description	Retail
SH1	Skimmer Hood (for S44, S64 Skimmers)	209.98
SH2	Skimmer Hood (for S66 Skimmer)	269.98
SG1	Skimmer Grate (for S44, S64 Skimmers)	269.98
SG2	Skimmer Grate (for S66 Skimmer)	409.98
CD1	Bottom Draw Disk	519.98
UV57-FH	Vault and 57 Watt UV Clarifier	3579.98
K5	In-Tank Mechanical Auto Fill (T40 and T75)	219.98
K6	In-Tank Mechanical Auto Fill (T390)	359.98
SGRK1	Riser for SG1	169.98
SGRK2	Riser for SG2	189.98

Stainless Steel Water Weirs



Part Number	Width	Retail (\$)
WA-12	12"	1039.98
WA-18	18"	1199.98
WA-24	24"	1369.98
WA-36	36"	1729.98
WA-48	48"	2089.98
WA-60	60"	2519.98
WA-72	72"	2669.98
WA-84	84"	3599.98
WA-96	96"	4149.98
WA-120	120"	5789.98

Recommended flow through a weir should be a minimum of 100 gallons per hour (gph) per inch of weir and could go as high as 200 gph/inch.
For example, an 18" wide weir should have 1,800 gph of water flowing through it (18" x 100 gph/inch = 1,800 gph).

Note: Custom Sizes Available upon Request

Scuppers



Part Number	Description	Retail (\$)	Part Number	Description	Retail (\$)
73858	12" Stainless Steel Scupper	619.98	73855	12" Copper Finish Scupper	769.98
73860	24" Stainless Steel Scupper	899.98	73856	24" Copper Finish Scupper	1149.98
73862	36" Stainless Steel Scupper	1269.98	73857	36" Copper Finish Scupper	1539.98

Splash Rings



Part Number	Description	Retail (\$)	Part Number	Description	Retail (\$)
74973	12" Stainless Steel Splash Ring (16"W x 8"D x 1½"H)	499.98	73864	12" Copper Finish Splash Ring (16"W x 8"D x 1½"H)	609.98
74226	24" Stainless Steel Splash Ring (28"W x 8"D x 1½"H)	719.98	73865	24" Copper Finish Splash Ring (28"W x 8"D x 1½"H)	889.98
74974	36" Stainless Steel Splash Ring (40"W x 8"D x 1½"H)	899.98	73866	36" Copper Finish Splash Ring (40"W x 8"D x 1½"H)	1139.98

Stainless Steel Spouts



Part Number	Description	Retail (\$)
WA1.5	Zen Spout (1.5"Diam x 12"L)	299.98
WA2	Contemporary Spout (2"Diam x 12"L)	349.98
WA2.5	Cube Spout (2.5"W x 2.5"H x 12"L)	409.09
WA3	Cube Spout (3"W x 3"H x 12"L)	469.98

Recommended flow through a spout should be a minimum of 50 GPH to 300 GPH

Scuppers



Part Number	Description	Retail (\$)
CS7	7" Copper Scupper with Sloped Edge 1-1/4" Connection	1969.98
CSV9	9" Copper "V" Shaped Scupper 1-1/4" Connection	2159.98
DWCS6	6" Copper Double Wall Scupper (6" x 6") 1-1/4" Connection	2669.98
DWCS8	8" Copper Double Wall Scupper (7" x 10") 1-1/4" Connection	2829.98
DWCS12	12" Copper Double Wall Scupper (7" x 12") 1-1/4" Connection	3129.98
73873	Ravena Brass Wall Spout (5"W x 5¾"D x 5"H) 1-1/2" Connection	499.98
73871	Mantova Brass Wall Spout (5"W x 4¾"D x 5"H) 1-1/2" Connection	499.98
73875	Verona Brass Wall Spout (7"W x 4¾"D x 7"H) 1-1/2" Connection	499.98
73872	Oliviett Brass Wall Spout (6"W x 4.5"D x 5"H) 1-1/2" Connection	499.98

Stainless Steel Water Weirs For Water Wall



Part Number	Width	Retail (\$)
WW-12	12"	1289.98
WW-18	18"	1519.98
WW-24	24"	1679.98
WW-36	36"	2079.98
WW-48	48"	2599.98
WW-60	60"	2989.98
WW-72	72"	3549.98
WW-84	84"	4169.98
WW-96	96"	4789.98
WW-120	120"	6349.98

Recommended flow through a weir should be approximately 25 gallons per hour (gph) per inch of weir. For example, an 18" wide weir should have 450 gph of water flowing through it (18" x 25 gph/inch = 450gph).

Note: Custom Sizes Available upon Request

Nozzles



Bell/Lava						
Thread (in.)	1/2"			1"		
Material	ABS					
Pattern Diam.	12	16	24	24	32	36
Flow Rate (gph)	330	345	390	630	690	720
TDH	8"-12"			6"-12"		
Part #	566240			52318		
Retail (\$)	69.98			89.98		



Nozzle Kits:
Available in 1/2" and 3/4" (Metric)

Includes:
4 Nozzle Options,
Telescopic Nozzle extension,
Diverter valve

1/2" Nozzle Kit	29.98
3/4" Nozzle Kit	29.98



3 Tier/Vulcan						
Thread (in.)	1/2"			1"		
Material	ABS					
Pattern Dia. (in.)	15	24	36	18	68	108
Pattern Height	20	36	60	24	84	144
Flow Rate (gph)	180	225	330	450	900	1200
TDH (ft.)	3.6	6	7.8	3.2	7.4	13.4
Part #	566267			55882		
Retail (\$)	69.98			89.98		



Frothy			
Thread (in.)	1"		
Material	Stainless Steel		
Pattern Diam.	8	21	25
Pattern Height	24	48	72
Flow Rate (gph)	1110	1518	1818
TDH (ft.)	6.9	12.9	18.5
Part #	73827		
Retail (\$)	209.98		



Nozzle	Spiral 22	Wing 1
Description	22 holes, spiral pattern	radial slot
Material	Stainless Steel	
Pattern	47" in Diameter	16" Radius
GPH	1900	800
Part Number	56510	56508
Retail (\$)	199.98	199.98



Other Nozzles Available Upon Request. Please contact the office for further information.



Preformed Pools















Polyethylene Pools

- 10 Year manufacturer's warranty. Black high-density polyethylene, U.V. stabilized and frost resistant.
- Excellent non-stick properties makes it easy to clean.

Picture	Part # Descrip. Size (in.)	Retail	Picture	Part # Descrip. Size (in.)	Retail
	LP5718 Aruba 57" x 30" x 18"	239.98		PP2620 Sm. Plantainer 26" x 15"D	69.98
	LP8018 Tahiti 80" x 54" x 18"	849.98		PP2620 Plantainer/ spillway 26" x 15"D	89.98

Fiberglass Pools

- UV stabilized and frost resistant.
- Black is standard colour. Choice of a custom colour is available (additional charges may apply). Custom pools available upon request.
- Straight sides that are self-supporting make building shelves simple.
- Canadian made: 10-year manufacturer's guarantee.

Picture	Part # Descrip. Size (in.)	Retail	Picture	Part # Descrip. Size (in.)	Retail
	5012 Circle 28x12	249.98		5032 Rectangle 30x55x18	859.98
	5006 Circle 36x12	269.98		5033 Rectangle 30x55x6	529.98
	5020 Circle 44x12	729.98		5005 Square 48x12	959.98
	5022 Circle 60x12	1439.98		5010 Square 60x12	1309.98
	5023 Circle 72x20	2189.98		5008 Kidney 96x48x17	1949.98
	5030 Circle 96x20	3119.98		5017 Kidney 72x43x17	1249.98
Fibreglass Inside and Out (SQ/FT)		69.98	Fitting Installation (fitting Extra)		139.98



Disappearing Water Feature Basins



	Round	Round	Square	Square
L x W x H	32" x 32" x 13"	46" x 46" x 13"	30" x 30" x 12"	44.5" x 44.5" x 16"
Capacity	20 gal.	67 gal.	27 gal.	98 gal.
Access Panels	1	1	1	1
Supports	500 lbs	1200 lbs	500 lbs	1500 lbs
Part Number	74962	74967	78223	78224
Retail (\$)	879.98	1239.98	669.98	1119.98

Disappearing Water Feature Basin - Half Circle



Discontinued
While Quantities Last

	Small Half Circle
W x D x H	44" x 22" 16"
Capacity	33 Gal.
Access Panels	1
Part Number	74232
Retail (\$)	869.98

Fiberglass Reinforced Plastic Grate

- 1.5" x 1.5" mesh size
- 1.5" Grate thickness
- Grate can be cut to any size and shape
- Max Grate size (48" x 144")



Part # Description	Retail (\$)
Grid 12" x 12"	49.98
Grid cutting (straight cuts)	Starting at \$125.00
Grid cutting (custom curves)	Starting at \$255.00

Drilled Stones, Liner, Geotextile

Drilled Stones

Bubbling boulders offer the sound of flowing water in a pond or pondless environment. They will accent any garden and are very easy to install.



Mill Stones



Sizes and Prices vary based on weight and dimensions. Please call for Pricing



HYDROPLAN PVC Liner

- NON-toxic, pure, un-recycled Polyvinylchloride (PVC)
- German technology (ask us for an engineer's report)
- UV and frost resistant (-40°C)
- Suitable for waterproofing any pond, waterfall, stream, etc.
- Olive green in colour looks more natural than black
- Standard and custom sizes (up to 2000 sq.ft.)
- Larger sizes must be fabricated on site, due to weight
- 40mil repairable by heat welding
- 10 year manufacturer's warranty

Why Choose PVC liner ?

- Design Flexibility. Your pond can be made to any size or shape. The liner can be fitted to your design. (Reminder: check with your zoning department for water depth restrictions in your neighbourhood).
- Economical. The PVC liners are less expensive than the fiberglass and polyethylene pools.
- Durable. HYDROPLAN liners have been in use for over 50 years withstanding the test of time and the environment! Also, should you wish to treat your pond with chemicals such as algacide and chlorine they will not harm the liner.

Liner	20 mil	40 mil
6.5' x 5'	39.98	69.98
6.5' x 10'	79.98	129.98
6.5' x 15'	119.98	199.98
13' x 10'	149.98	259.98
13' x 15'	229.98	389.98
13' x 20'	299.98	509.98
19.5' x 10'	229.98	389.98
19.5' x 20'	449.98	769.98
26' x 10'	299.98	509.98

Please call for other sizes

Glue	Retail (\$)	Underlay	Retail (\$)
Wet-Bond Underwater Epoxy	34.98	Roll 5.5ft x 492ft	399.98
Liner Repair Kit	39.98	per sq. ft.	0.25



How to calculate the size of pond liner:

Length= (Depth x 2) + Length + 2 ft. (for overlap) Width= (Depth x 2) + Width + 2 ft. (for overlap)

LED lighting - Low Voltage



Ideal for statuary accent lighting as part of your landscaping to accent fountains. The newest addition to the AWG LED line, these Fountain Lights with 8 Warm White LEDs fit perfectly in the top of the Pebble Pots and Basalt Columns for a delightful 'liquid torch' effect that extends their appeal deep into the night. Will fit most fountains with a hole bore of 3/4" or greater. With an adjustable nipple to vary the height of the illuminated plume, these long-lasting accents are economical and easy to install.

SOL LED Warm White Fountain Spout Light	
Voltage	12 AC
Watts	2
Cable (feet)	20
Part Number	74137
Retail (\$)	139.98

Atlantic's SOL Lighting features solid brass bodies with an oil rubbed bronze finish that adds class to your application while reducing the heat emitted. Available in both 2 watt and 6 watt warm white bullet styles and in a Light Ring perfect for fountains and waterfalls, these lights are a great way to enjoy your water feature after the sun goes down.



LED 45 degree Beam Angle Spotlight, 20' power cord with quick-connect plug, stand and ground stake

SOL LED Warm White Light		
Size LxWxH (inches)	3-3/4" x 2"	2-1/2" x 1-1/8"
Voltage	12 AC	12 AC
Watts	4	2
Cable (feet)	20	20
Part Number	74107	74106
Retail (\$)	349.98	239.98



LED 150 Degree Beam Angle Light Ring, 20' power cord with quick-connect plug

SOL LED Warm White Light Ring	
Size LxWxH (inches)	3-1/2 x 1-3/8 x 3/4
Voltage	12 AC
Watts	5
Cable (feet)	20
Part Number	74143
Retail (\$)	339.98

For those looking to bring more than just a warming glow to your evening, Atlantic's all new Color Changing SOL LEDs are the solution. These LEDs create a vibrant nighttime atmosphere with 48 different colors and 16 different color changing combinations. Multiple LEDs can be connected and run through one transformer and be controlled together. Operated by InfiColour Module and App (not included).



Color Changing 45 Degree Beam Angle LED Spotlight, 20' power cord with quick-connect plug, stand and ground stake

SOL LED Color Changing Spot Light		
Size LxWxH (inches)	3-3/4" x 2"	2-1/2" x 1-1/8"
Voltage	12 DC	12 AC
Watts	4	2
Part Number	74097	74096
Retail (\$)	449.98	309.98



Color Changing 150 Degree Beam Angle LED Light Ring, 20' power cord with quick-connect plug.

SOL LED Color Changing Light Ring	
Size LxWxH (inches)	3-1/2 x 1-3/8 x 3/4
Voltage	12 DC
Watts	5
Part Number	74132
Retail (\$)	449.98



InfiColour 3 Light Wiring Kit for Colour Changing Lights	
Voltage	12 AC
Part Number	74125
Retail (\$)	399.98



4 Way Splitter for Colour Changing Lights	
Part Number	74112
Retail (\$)	79.98







Transformer for Colour Changing and Warm White lights	
Voltage	12 AC
Part Number	15E60
Retail (\$)	159.98






4 Way Splitter for Warm White Lights	
Part Number	74123
Retail (\$)	59.98

LED lighting - Low Voltage

	1-Watt		1-Watt Waterfall and Up Light	1-Watt Spotlight	3-Watt Spotlight	6-Watt Spotlight	
		Dimensions	2" diameter x 1.25" H	1.5" diameter x 2" H	3" diameter x 3" H	3" diameter x 3" H	
	1-Watt Spotlight	Fixture Material	Die-cast Metal				
		Voltage Min-Max	9V-15V				
		Wattage	1.2W±10%		3W±10%	5.8W±10%	
		Lumens	45 lm		150 lm	340 lm	
	3-Watt Spotlight	Color Temperature	3,000K				
		Color Rendering Index (CRI)	75				
		Beam Angle Spread	30°				
		Bulb Life	40,000 hours				
		Cord Length (total)	14.5 feet				
		Light Output	Equivalent to 10-Watt Halogen		Equivalent to 20-Watt Halogen	Equivalent to 50-Watt Halogen	
	6-Watt Spotlight	Submersible	yes				
		Includes Stand & Stake	no	yes			
		Included Transformer	no				
		Warranty	5 Year Limited				
		Part #	84032	84031	84033	84034	
		Retail (\$)	119.98	119.98	259.98	319.98	
				6 Watt Transformer	20 Watt Transformer	60 Watt Transformer	3-Way Splitter
		Part Number	98375	98485	98486	98489	
		Retail (\$)	69.98	109.98	139.98	29.98	

LED lighting - Low Voltage - Colour Changing

		2-Watt LED Color-Changing Waterfall and Up Light	4.5-Watt LED Color-Changing Spotlight	8-Watt LED Color-Changing Spotlight
2-Watt		2" diameter x 1.5" H	3" diameter x 3" H	3" diameter x 3" H
		Die-cast Metal		
4.5-Watt		10.8V-15V		
		2W±10%	4.5W±10%	8W±10%
8-Watt		52 lm / White	128 lm / White	223 lm / White
		3,000K / White		
		30°		
		15 feet		
		yes		
		no	yes	yes
		yes	yes	yes
		yes	yes	yes
		5 Year Limited		
		84057	84059	84060
		239.98	399.98	499.98

	Smart Control Hub	Colour Changing Light Remote	6 Watt Transformer	20 Watt Transformer	60 Watt Transformer	3-Way Colour Changing Splitter
Part Number	84074	84073	98375	98485	98486	84062
Retail (\$)	239.98	69.98	69.98	109.98	139.98	69.98

Professional / Quality Lighting



LED-021 Submersible Light



- The LED021 Series light is a high powered light that is ideal for submerged situations. This light delivers optimum optical performance in under water or wall washing applications.
- Sturdy bronze body.
- Available in cool white or warm white
- Available in flood or spot light
- 40 watts, 120VAC
- 9' standard cord (longer lengths may be requested at an extra charge).
- Filters available in: clear, amber, blue, green and turquoise.
- CSA approved.
- Plug Not Included

ELA-020		
LEDA021	Submersible Bronze Light with 9' Cable (plug not included) with 48 degree Flood Reflector	1889.98
ELCORD020A120	with 20' Cable add	149.98
ELCORD020A130	with 30' cable add	189.98
ELCORD020A140	with 40' cable add	229.98
	Lenses available in (Clear, Amber, Blue, Green, Red, Turquoise)	169.98
EL GUARD	Rock Guard	419.98
ELB C10	T Foot	109.98




There are other LED lights available. Please contact us for further details, installation manuals and pricing. Other equipment may be required such as junction box, power/data supply, DMX etc.





***** Please Note: Prices are subject to change without notice. *****


Water Treatments

MICROBE-LIFT® WATER CLARIFIERS


	MICROBE-LIFT/PL Any time your pond water is not as clear as you'd like, the temperature is over 8°C, there is sediment buildup on the bottom of your pond or your pond is not cycling.		
10PLP	1 pt. MICROBE-LIFT PL		49.98
10PLQ	1 qt. MICROBE-LIFT PL		74.98
10PLG6	1 gal. MICROBE-LIFT PL		179.98


	PL/GEL (Filter Pad Inoculant) To help stabilize the pond environment quickly upon startup and eliminate transient instability that can occur when filter media is cleaned or replaced. Accelerates the breakdown of organic solids.		
GEL8	8 oz. ML/PL Gel Bacteria		34.98

	BSP (Barley Straw Pellets+) Start in the spring before water temperatures reach 10°C and continue maintenance throughout the year. To provide additional water clarity when ML/PL alone does not provide the desired clarity.		
10BSPP2.2	2.2 lb. Barley Straw Pellets		49.98



	Barley Straw Concentrated Extract (CBSE) Start in the spring before water temperatures reach 10°C and continue throughout the year to provide water clarity when ML/PL alone does not provide the desired results.		
MLCBSE250	8 oz. Barley Straw Extract		34.98
MLCBSE500	16 oz. Barley Straw Extract		44.98

MICROBE-LIFT® SEASONAL


	SPRING/SUMMER CLEANER accelerates decomposition of dead leaves and other and residual organic sediment on the pond's bottom from the previous fall and winter season		
10XSSCX1	1lb.Spring/Summer Cleaner		79.98

	AUTUMN/WINTER PREP helps accelerate the decomposition of leaves, sediment and other organic matter during the fall and winter months.		
AUTPREP	1 qt. Autumn/Winter Prep		84.98


MICROBE-LIFT® DYES

	BIO-BLUE Enzymes & Pond Colorant: Whenever the appearance of your pond water is not acceptable.		
	BIO-BLACK Enzymes & Pond Colorant: to create a reflective pond		
MLBB8	8 oz. Bio-Blue		29.98
MLBB16	16 oz. Bio-Blue		89.98
BIOBLK08	8 oz. Bio-Black		49.98
BIOBLK16	16 oz. Bio-Black		89.98


MICROBE-LIFT® PLANTS

	BLOOM & GROW Whenever aquatic or terrestrial plants are actively growing. Provides essential micronutrients, co-factors and minerals for optimum plant health.		
BNG16	16 oz. Liquid Bloom N Grow		34.98
BNG32	32 oz. Liquid Bloom N Grow		59.98


MICROBE-LIFT® OXYPOND CLEANER


	OXY POND CLEANER To spot-treat all areas of light to heavy accumulations of debris on rocks, waterfalls, streams, planters, etc.		
OPCSM	2 Lb. Oxy Pond Cleaner		39.98

MICROBE-LIFT® SPECIALTY


	SA (SLUDGE AWAY) will accelerate the solubilization and biological digestion of organic solids in your pond.		
MLXSAQ	32 oz. Liquid Sludge Away		74.98
MLXSAG6	1 gal. Liquid Sludge Away		179.98


MICROBE-LIFT® CHEMICAL TREATMENTS


	FLOCCULANT PLUS To clear cloudy water and improve filtration.		
FPLUS16	16 oz. Flocculant Plus		34.98
FPLUS32	32 oz. Flocculant Plus		49.98


	DECHLORINATOR PLUS To dechlorinate, detoxify and condition water when making regular, partial water changes and when replacing lost or evaporated water in BOTH fresh and saltwater.		
DECHL16	16 oz. Dechlorinator Plus		34.98
DECHL32	32 oz. Dechlorinator Plus		49.98
DECHGAL	1 Gal. Dechlorinator Plus		139.98

MICROBE-LIFT® BIRDBATH & FOUNTAINS


	BIRDBATH CLEAR For new or existing birdbaths to prevent deposits of organic and inorganic contaminants from forming (i.e. crusty white scale, iron, copper and hard water stains).		
10BBC4	4 oz. Birdbath Clear		29.98


	SMALL FOUNTAIN CLEAR and LARGE FOUNTAIN CLEAR To ensure clear, sparkling water that keeps water filters and pumps free from organic debris in small or large water fountains.		
10TFC4	4oz. Small Fountain Clear		29.98
10LFC16	16oz. Large fountain Clear		59.98


	Stain & Scale Safely removes and prevents white calcium scales and deposits. Prevents pump damage from mineral buildup and corrosion		
R101210	500 ml. Stain & Scale		29.98

	PHYSAN 20 is effective at controlling algae and odor in fountains, birdbaths, swimming pools and decorative water displays. It is simple to apply, and safe around birds, mammals and plants. It should not be used in the presence of fish.		
040842	16oz. Physan 20		49.98
0408551	1 Gal. Physan 20		299.98

FISH FOOD

	Premium Staple fish food contain high quality ingredients that provide pond fish with excellent nutrition and a balanced diet. As a result, less food is required during feeding time, translating into less waste and cleaner water. It is formulated for everyday use when water temperature is above 15 degrees Celsius.		
98867	1.1 lb Small Pellet Premium Staple		29.98
98868	2.25 lb Small Pellet Premium Staple		34.98
98869	4.4 lb Large Pellet Premium Staple		59.98
81007	22 lb Large Pellet Premium Staple		189.98

	FLAKE FOOD is fortified with multi-vitamins and stabilized vitamin C. For all coldwater fish.		
A7106	7 oz. Nutrafin Flakes		23.98

	COLD WEATHER (Wheat Germ) specially formulated for Spring/Fall feeding. The scientifically-formulated diet includes multi-vitamins and stabilized Vitamin C which help improve disease resistance and the health and longevity of fish. Feed Goldfish & Koi Food with wheat germ when water temperature is between 8° to 10° C (47° to 50° F).		
98870	1.1 lb Small Pellet Premium Cold Weather Pellets		29.98
98872	4.4 lb Large Pellet Premium Cold Weather Pellets		69.98

Maintenance and Seasonal Products

Black Foam



- Water-resistant
- Expands to fill gaps or make seals
- Bonds rocks together
- Nozzle adaptor reaches into tight spaces
- UV-resistant
- Fish-safe once dried
- Dries tack-free in 5 minutes, cures in less than 24 hours

Black Foam		
16 oz. Can	82002	34.98

Concrete Sealer



This water based sealer specifically designed for concrete, brick and masonry. It works better and lasts much longer than conventional sealers because it contains a blend of silane and siloxanes compounds which chemically react with silicates below the surface of substrate. This reaction forms an insoluble, water repellent barrier within the surface that cannot wear away, fade, crack or peel. The finished application is virtually invisible, leaving the surface with its original appearance.

Hydro Stop Concrete Sealer		Retail (\$)
500ml Jar		15.98
1 Litre Jar		24.98

Liquid Rubber



Creates a long lasting waterproof membrane. Resists cracking, chipping, impact and abrasion. Resistant to freeze/thaw cycles. Excellent adhesion, chemical and UV resistance. Fish and plant safe

Liquid Rubber Neo-Pond		Retail (\$)
1 Gallon Neo Pond Sealant		189.98
5 Gallon Neo Pond Sealant		679.98
4" Seam Tape		5.00/ft
1 Quart Multi Purpose Primer		59.98
1 Gallon Multi Purpose Primer		189.98
1 Quart EPDM Primer		59.98
1 Gallon EPDM Primer		159.98

Pond Vacuum II



While Quantities Last

The Pond Vacuum II motor is made with high quality German made component. It easily removes algae, sludge, dead plants, leaves and small pebbles up to 3/8" in diameter. During the vacuum cycle the holding tank fills with dirty water. Once it is full the motor will turn off automatically. The dirty water will start to drain out the drain hose to the garden. Once empty, it turns back on automatically and continues to vacuum. The dirty pond water is great for your garden plants!

	Pond Vacuum II
On/Off Cycle	40 second vacuum/ 25 second drain out
Tank Capacity	5 Gallon
Power Consumption	1400 watts
Power Cable Length	16 ft
Hose Length	Vacuum Hose 16 ft/ Drain Hose 8ft
Part Number	PV-II
Retail (\$)	559.98

Water Fountain Winter Covers



Protect Your Fountain from Winter Temperatures.

This outdoor fountain cover will help shield your garden fountain from rain, snow and ice. This innovative multi-layered material creates superior airflow between the cover and fountain, eliminating condensation that can damage fountain surfaces. It's made out of waterproof, breathable, UV treated material. They are reusable year after year. A rugged draw string bottom helps keep the fountain cover secure and tight, even in a strong wind.

Water Fountain Winter Covers	
Small	169.98
Medium	239.98
Large	239.98
X-Large	319.98

Leaf Netting

In the fall it is important to prevent any excess material from falling into the pond water. Leaves left in a pond can be dangerous for both plants and fish. As leaves on the pool floor decompose, noxious gases form which can suffocate pond life. Netting a pond can help prevent this and simplify fall maintenance.



Code	Netting	Retail (\$)
98000	7' x 10'	29.98
98001	14' x 20'	59.98
98002	28' x 30'	139.98

Fish, Pond, Algae, Skimmer Netting



Nets	Small Net	Fish Net	Skimmer Net	Folding Net
Size (in)	10 x 10	Ø 15	15 x 15	
Handle	14"	44" -70"	36"-63"	20"-30"
Part #	98556	36299	98562	81031
Retail (\$)	19.98	29.98	69.98	49.98

2-Outlet Pond Aeration Kit



The Kit effectively oxygenates ponds, helping to keep water healthy, clean, and clear. Every process that occurs in your pond is dependent on oxygen. This is especially important in warmer temperatures or at night when plants are not converting sunlight into oxygen. Aeration can also be used during cold winter months to keep a small hole open in the surface of the pond, aiding in de-gassing. The kit comes complete with winter-resistant airline, preassembled check valves, and two weighted air stones.

3 year limited warranty.

2-Outlet Pond Aeration Kit		
75000	2000 gal pond	139.98

AquaOxy 450



The AquaOxy system is a safe and efficient way of increasing oxygen levels in the pond. It is a quiet, energy efficient, low-voltage (12V) membrane air injector pump with 2 adjustable airflow outlets. It is rated for outdoor use, no additional protection from the elements needed. It included air stones are heavy in weight in order to stay in place and diffuse the injected air very finely. Hoses ensure high volume and uniform dissipation of oxygen into the water. Regulating valves, for connecting the silicon hoses, allow for easy adjustment of the oxygen flow rate.

2 year warranty

Air Pump Kit		
50041	5000 gal pond	589.98

500 Watt Pond Heater



The 500 watt De-Icer creates and maintains a thawed, open area at the surface of the pond, allowing toxic gases from fish respiration and decomposing organic matter to escape. The open area also allows oxygen to re-enter the pond. Safe for plastic and liner ponds, the Pond De-Icer will not harm fish or plants. It is made from stainless steel the heater has an extremely high impact resistance. The unit has dual-zone integrated thermostats to help heat distribution.

22 ft electrical cord and grounded plug.

500 Watt Pond Heater		
PT1643	500 watt	435.98

300 Watt Pond Heater



The 300-Watt Pond De-Icer is ideal for keeping a small hole in the ice during cold winter months, and ensures proper gas exchange, helping keep fish alive throughout the winter. Maintaining an opening in the surface of the ice is paramount for pond winterization and the safety of pond fish. It is energy efficient and the stainless steel construction prevents corrosion and cracking throughout the year, providing years of trouble-free operation. A built-in LED light indicates when the de-icer is in use, making it easy to verify functionality throughout the season. The 300-Watt Pond De-Icer is backed by a 3-year warranty.

22 ft electrical cord and grounded plug.

300 Watt Pond Heater		
39000	300 Watt	309.98

Water Plants

Water Arts Inc. Offers a variety of water plants between the months of May and October. Beautiful plants are delivered weekly during spring and summer months. Please call for pricing.



Water Plant Fertilizer

After growth has begun using the granular Praefecta, the 'Trico' tablets are now used throughout the growing season in your water garden pool. Trico is a special aquatic plant food pellet for stimulating flowers and continuing the growth of water lilies, lotus and other aquatics in the water garden pool. Fertilize the lilies and other aquatics monthly. The pellets of Trico are inserted into the soil near the roots.



Fertilizer Spikes		
FERT20	20 Tabs	
FERT50	50 Tabs	

Planter Baskets



Planter Baskets	Code	Retail
9" Round	566553	9.98
12" Square	566556	9.98
13" Round Water Lily Pot		12.98
1/2 Bushel		29.98

Silk Floating Water Plants



3 White Water Lilies	Yellow Water Lily	Pink Water Lily
24.00	19.00	19.00




























Water Garden Soil



A specialized potting medium offers stability and promotes rooting of aquatic plants. The soil has proven to allow good growth and development of water lilies and other water plants.

Water Garden Soil	
Retail (\$)	29.98

Fittings

	Description	1/4"	3/8"	1/2"	3/4"	1"	1-1/4"	1-1/2"	2"	3"
	THR 'T'	35.00 SCH 80	35.00 SCH 80	6.00	9.00	12.00	16.00	17.00	22.00	454.00 SCH 80
	THR 'EL'	27.00 SCH 80	27.00 SCH 80	3.00	5.00	9.00	10.00	12.00	18.00	- -
	THR COUPLING	24.00 SCH 80	24.00 SCH 80	2.00	3.00	4.00	12.00	24.00	28.00	- -
	SOC 'T'	31.00 SCH 80	5.00	2.00	2.00	4.00	5.00	6.00	9.00	39.00
	SOC 'Y'	- -	- -	- -	- -	- -	- -	- -	64.00	- -
	SOC 'EL'	11.00 SCH 80	6.00	2.00	2.00	3.00	5.00	5.00	7.00	25.00
	SOC x FTHR 'EL'	- -	- -	2.00	2.00	4.00	6.00	6.00	15.00	54.00
	SOC x SPG 'EL'	- -	- -	4.00	4.00	7.00	9.00	9.00	18.00	- -
	SOC COUPLING	- -	- -	2.00	2.00	2.00	3.00	3.00	5.00	15.00
	SOC x FTHR	5.00	- -	2.00	2.00	2.00	3.00	4.00	5.00	16.00
	SOC x MTHR	- -	4.00	2.00	2.00	3.00	3.00	4.00	5.00	19.00
	SPG x MTHR	7.00	7.00	2.00	3.00	4.00	5.00	6.00	8.00	- -
	SPG x FTHR	- -	- -	2.00	2.00	3.00	4.00	5.00	7.00	24.00
	CLOSE NIPPLE	- -	- -	2.00	2.00	2.00	5.00	6.00	8.00	18.00
	x 3" NIPPLE	- -	- -	2.00	2.00	3.00	8.00	8.00	9.00	18.00
	X 6" NIPPLE	- -	- -	3.00	3.00	4.00	10.00	11.00	14.00	27.00
	BARB 'T'	- -	- -	6.00	7.00	9.00	13.00	15.00	29.00	- -
	BARB 'T' (black)	6.00	6.00	6.00	- -	- -	- -	- -	- -	- -
	BARB 'EL'	- -	- -	6.00	7.00	8.00	9.00	10.00	14.00	- -
	BARB 'EL' (black)	5.00	5.00	5.00	- -	- -	- -	- -	- -	- -
	BARB COUPLING	- -	- -	3.00	4.00	4.00	6.00	7.00	12.00	- -
	BARB COUPLING (black)	5.00	5.00	5.00	- -	- -	- -	- -	- -	- -
	FTHR ADAPTOR (grey)	- -	- -	12.00	13.00	15.00	18.00	23.00	38.00	- -
	MTHR ADAPTOR (grey)	- -	- -	3.00	4.00	4.00	6.00	6.00	12.00	- -
	MTHR ADAPTOR (black)	5.00	5.00	5.00	- -	- -	- -	- -	- -	- -
	Valve (FTHR)	- -	- -	18.00	21.00	30.00	37.00	65.00	83.00	460.00
	Cam-Lock Quick Disconnect	- -	- -	23.00	23.00	25.00	29.00	39.00	39.00	59.00
	Clear Flapper Check Valve SOCKET or FTHR	- -	- -	132.00	135.00	137.00	144.00	157.00	225.00	417.00
	Bulkhead	- -	- -	55.00	60.00	65.00	80.00	88.00	132.00	239.00
	Threaded Plug	- -	- -	19.00	20.00	32.00	34.00	36.00	46.00	96.00

Please Note: Fitting colors may vary



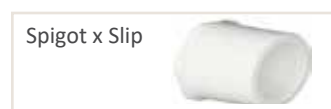
Description	Retail
1/4" x 3/16" (black)	5.00
1/4" x 3/8" (black)	5.00
1/4" x 1/2" (black)	5.00
3/8" x 1/4" (black)	5.00
3/8" x 1/2" (black)	5.00
1/2" x 3/16" (black)	5.00
1/2" x 1/4" (black)	5.00
1/2" x 3/8" (black)	5.00
1/2" x 3/4" (black)	3.00
3/4" x 1/2"	3.00
3/4" x 1"	7.00
1" x 3/4"	7.00
1" x 1-1/4"	8.00
1" x 1-1/2"	7.00
1-1/4" x 3/4"	5.00
1-1/4" x 1"	8.00
1-1/4" x 1-1/2"	9.00
1-1/2" x 1"	7.00
1-1/2" x 1-1/4"	10.00
1-1/2" x 2"	11.00
2" x 1-1/2"	11.00



Description	Retail
3/8" x 1/4"	6.00
1/2" x 1/4"	6.00
1/2" x 3/8"	6.00
3/4" x 1/4"	4.00
3/4" x 3/8"	4.00
3/4" x 1/2"	4.00
1" x 1/4"	5.00
1" x 3/8"	5.00
1" x 1/2"	5.00
1" x 3/4"	5.00
1-1/4" x 1/2"	7.00
1-1/4" x 3/4"	7.00
1-1/4" x 1"	7.00
1-1/2" x 1/2"	9.00
1-1/2" x 3/4"	9.00
1-1/2" x 1"	9.00
1-1/2" x 1-1/4"	9.00
2" x 1-1/2"	9.00




Description	Retail
1/2" x 1/4" Barb EL (black)	5.00
1/2" x 3/8" Barb EL (black)	5.00
1/4" x 3/16" (black)	5.00
3/8" x 1/4" (black)	5.00
1/2" x 1/4" (black)	5.00
1/2" x 3/8" (black)	5.00
3/4" x 3/8"	5.00
3/4" x 1/2"	5.00
1" x 1/2"	7.00
1" x 3/4"	5.00
1-1/4" x 3/4"	10.00
1-1/4" x 1"	8.00
1-1/2" x 3/4"	12.00
1-1/2" x 1"	11.00
1-1/2" x 1-1/4"	9.00
2" x 1"	14.00
2" x 1-1/4"	15.00
2" x 1-1/2"	15.00



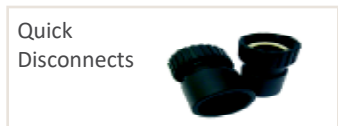
Description	Retail
1" x 1/2"	3.00
1-1/2" x 1/2"	4.00
1-1/2" x 1"	4.00
2" x 1/2"	6.00
2" x 1-1/2"	6.00
3" x 1-1/2"	13.00
3" x 2"	13.00



Description	Retail
1-1/4" x 1"	5.00
2" x 1-1/2"	8.00
3" x 2"	13.00



Description	Retail
Clear PVC cement for all classes and schedules through 12" diameter interference fit.	
1/4 PINT	22.98



Description	Retail
1" FTTH x Soc Coupling	9.98
1-1/2" FTTH (req. 1-1/2" SOC Coupling to attach to PVC Pipe or Flex Pipe)	14.98
2" THR Connection (req. 2" SOC Coupling to attach to PVC Pipe or Flex Pipe)	19.98



Description	Retail
1/2" (H6SS)	3.50
3/4" (H12SS)	3.50
1" (H16SS)	3.75
1-1/2" (H24SS)	4.00
2" (H32SS)	4.50

Rubber Couplings
(clamps are zinc coated)



Description	Retail
1-1/4" x 1-1/4"	39.00
1-1/2" x 1-1/2"	39.00
2" x 2"	39.00
3" x 3"	49.00
4" x 4"	69.00
6" x 6"	99.00
8" x 8"	189.98
2" x 1-1/2"	39.98
3" x 2"	49.98
4" x 2"	69.00
4" x 3"	69.00
6" x 4"	139.00
8" x 6"	219.00



Description	Retail
Includes fittings to connect to: 3/4" FGHT (Garden Hose Adaptor), 1/4" poly pipe, 1/2" poly pipe, 1/2" PVC pipe	79.98




Description	Retail
For use in restricting flow on the discharge of a pump Restricts tubing up to 1/2" I.D.	19.98



Tubing and piping

Utilizing the correct size tubing is essential, especially when constructing a waterfall; the incorrect choice can seriously affect pump performance. Durable fibreglass reinforced tubing is available for projects using large rocks and large volumes of water. Never assume the discharge size on the pump is the size of pipe required for all jobs.



Vinyl Tubing			
CVT-03	3/16" ID x 5/16" OD		
CVT-04	1/4" ID x 3/8" OD		\$2.00/ft
CVT-06X08	3/8" ID x 1/2" OD		\$2.00/ft
CVT08X10	1/2" ID x 5/8" OD		\$2.00/ft
CVT-10	5/8" ID x 3/4" OD		\$3.00/ft



Fibreglass Reinforced Tubing			
NYR-080	1/2" ID	\$269.00/ 100ft Roll	\$3.50/ft
NYR-100	3/4" ID	\$389.00/ 100ft Roll	\$4.50/ft
NYR-110	1 " ID	\$599.00/ 100ft Roll	\$6.50/ft
NYR-130	1-1/2" ID	\$1089.00/ 100ft Roll	\$11.50/ft
NYR-150	2" ID	\$1569.00/ 100ft Roll	16.50/ft



Black Spiral Tubing (while quantities last)			
94003	3/4"	\$429.98/ 100ft Roll	\$5.00/ft
94004	1"	\$469.98/ 100ft Roll	\$6.00/ft
88310	1-1/4"		\$6.00/ft
94007	1-1/2"	\$629.98/100ft Roll	\$7.00/ft
88481	2"		\$7.00/ft
88716	3"		\$9.00/ft



BLACK SPA FLEX			
48015	1"	\$219.98/ 50ft Roll	\$6.00/ft
29058	3/4"	\$199.98/ 50ft Roll	\$5.00/ft
29022	1-1/2"	\$329.98/ 50ft Roll	\$7.00/ft
29024	2"	\$709.98/ 50ft Roll	\$15.00/ft
29025	3"	\$1269.98/ 50ft Roll	\$26.00/ft



SCH40 GREY PVC PIPE			
PVC-40-005	1/2"	/ 10ft	/ft
PVC-40-007	3/4"	/ 10ft	/ft
PVC-40-010	1"	/10ft	/ft
PVC-40-012	1-1/4"	/ 10ft	/ft
PVC-40-015	1-1/2"	/ 10ft	/ft
PVC-40-020	2"	/ 10ft	/ft
PVC-40-030	3"	/ 10ft	/ft
PVC-40-040	4"	/ 10ft	/ft
PVC-40-060	6"	/ 10ft	/ft













SCH80 GREY PVC PIPE			
PVC-80-005	1/2"	/ 10ft	/ft
PVC-80-007	3/4"	/ 10ft	/ft
PVC-80-010	1"	/ 10ft	/ft
PVC-80-012	1-1/4"	/ 10ft	/ft
PVC-80-015	1-1/2"	/ 10ft	/ft
PVC-80-020	2"	/ 10ft	/ft
PVC-80-030	3"	/ 10ft	/ft
PVC-80-040	4"	/ 10ft	/ft
PVC-80-060	6"	/ 10ft	/ft

Stones

Picture	Description	Size	Part Number	Retail
Garden Stones				
1 x 22lb bag covers 1.25 sq/ft at 1.5"-2" deep				
91 x 22lb bags covers 125 sq/ft at 1.5"-2" deep				
	Black HIGHLY POLISHED (22lb bag)	1/2" - 1"	GS05-22b	74.98
		1" - 2"	GS12-22b	74.98
		2" - 3"	GS23-22b	74.98
		3" - 4"	GS34-22B	74.98
	Red HIGHLY POLISHED (22lb bag)	1" - 2"	GS12-22r	74.98
	Off-White HIGHLY POLISHED (22lb bag)	1" - 2"	GS12-22w	74.98
	Black POLISHED (22lb bag)	1/2" - 1"	G05-22b	69.98
		1" - 2"	G12-22b	69.98
		2" - 3"	G23-22b	69.98
		3" - 4"	G34-22b	69.98
	Mixed POLISHED (22lb bag)	1" - 2"	G12-22m	69.98
	Slate Black SEMI-POLISHED (MATTE) (22lb bag)	1" - 2"	S12-22c	79.98
		2" - 3"	S23-22c	79.98
		3" - 4"	S34-22c	79.98
	Off-White/Light Grey SEMI-POLISHED (MATTE) (22lb bag)	1" - 2"	S12-22w	79.98
		2" - 3"	S23-22w	79.98
		3" - 4"	S34-22w	79.98
	White SEMI-POLISHED (MATTE) (22lb bag)	1" - 2"	G12-22ww	69.98
		2" - 3"	G23-22ww	69.98
Slate Chippings				
1 x 44lb bag covers 2.55 sq/ft at 1.5"-2" deep				
45 x 44lb bags covers 125 sq/ft at 1.5"-2" deep				
	Black/Grey (44lb bag)	1" - 3"	LA12-44b	34.98
Lava Stone				
This rock is created by gas-rich eruptions, these cinders are guaranteed fire-safe.				
1 x 12lb bag covers 2-4 sq/ft at 3" deep				
	Black Lava Rock (20lb bag) (Min. 10 bag order)	1"-3"	BLR-12	174.98



Picture	Description	Size	Part Number	Retail
Fire Stones Natural volcanic basalt fire stones, heat resistant to standard gas and ethenol fire units. 1 x 20lb bag covers 1 sq/ft at 2"deep				
	Slate- Black/Grey SEMI POLISHED (Matte) (20lb bag) (Min. 10 bag order)	1" - 2"	FK12-90c	249.98
		2" - 3"	FK23-60c	249.98
		3" - 4"	FK34-30c	249.98
		2" - 3"	FK23-60w	249.98
		3" - 4"	FK34-30w	249.98
Ceramic Fireballs Round with a textured matte finish 24 Pieces covers 0.75 sq/ft at 2-1/2"deep				
	Baige/Terra (24 pieces) (Min. 10 bag order)	2-1/2" Diameter	FB02-24t	429.00
Fire Glass Colored glass for gas and ethamol fireplaces, fire bowls, fire pits 1 x 20lb bag covers 2 - 2.5 sq/ft at 1"deep (Min. 10 bag order)				
	Black Crushed Glass (20lb bag)	1/4" - 1/2"	FC02-20b	179.98
		1/2" - 1"	FC05-20b	179.98
	Ice Crushed Glass (20lb bag)	1/4" - 1/2"	FC02-20i	179.98
		1/2" - 1"	FC05-20i	179.98
	Blue Crushed Glass (20lb bag)	1/4" - 1/2"	FC02-20d	179.98
	Black Rreflective Crushed Glass (20lb)	1/4" - 1/2"	FR02-20b	199.98
	Gray Reflective Crushed Glass (20lb)	1/4" - 1/2"	FR02-20g	199.98
	Copper Reflective Crushed Glass (20lb)	1/4" - 1/2"	FR02-20c	199.98
	Aqua Reflective Crushed Glass (20lb)	1/4" - 1/2"	FR02-20a	199.98



Waterfall Flow	Flow Required on Top of the waterfall (GPH)					
	6"	12"	18"	24"	36"	48"
Trickle : approx. 1/4" water thickness (50 GPH per inch of width)	300	600	900	1200	1800	2400
Regular Flow: approx. 1/2" water thickness (100 GPH per inch of width)	600	1200	1800	2400	3600	4800
High Flow: approx. 3/4" water thickness (150 GPH per inch of width)	900	1800	2700	3600	5400	7200
Very High Flow: approx. 3/4" water thickness (200 GPH per inch of width)	1200	2400	3600	4800	7200	9600

Pipe Size & Recommended Flow

Pipe Size	Flow US GPH
1/2 "	0 - 300
3/4"	300 - 600
1"	600 - 900
1-1/4"	900 - 1200
1-1/2"	600 - 1500
2"	1,200 - 3,000
3"	3,300 - 8,100
4"	6,900 - 16,500
5"	12,000 - 30,000
6"	19,800 - 48,000
8"	42,000 - 78,000
10"	75,000 - 105,000

CONVERSION FACTORS

Convert from	X	Convert Into
US Gals	3.785	litres
Litres	0.264	US Gals
Cu. Ft	7.48	US Gals
Cu. Ft.	28.329	Litres
US Gals	8.35	Lbs.
Litres	2.2	Lbs.
Cu. Ft. of Water	62.46	Lbs.
Cu. M. of Water	22.06	Lbs.
Inches	2.54	Centimeters
Feet	0.3048	Metres
Metres	39.37	Inches
Metres	3.28	Feet

USGPM	0.063	litres/second
USGPM	3.785	Litres/minute
USGPM	227.3	Litres/hour
Litres/sec	15.85	USGPM
Litres/min	0.264	USGPM
Litres/hour	0.004	USGPM
PSI	6.895	KPA
PSI	2.31	ft. Head
KPA	0.145	PSI
KPA	0.334	Fr. Head
Ft. Head	2.99	KPA
Ft. Head	0.433	PSI
Ft. Head	0.305	Metric Head
Ft. Head	3.28	Ft. Head
HP	0.746	Kilowatts
HP	745.7	Watts
Kilowatts	1.34	HP



How to Calculate Volume of a Pond:

Length x width x depth x 7.5= Pond Gallons
Example: 12' x 10' x 2' x 7.5 =1800 Gallons

Cost of Ownership:

(Watts/1000)=kwh x 8760 (Hrs per Year)
x .10 (kwh cost) = Energy Cost per Year

Example: (345 Watts/1000) =
.345 kwh x 8760 x .10 =\$302.22

Water Bowls



Model	Description	Flow Rate	Dimensions	Retail
88832	30" Hammered Brass Bowl with 4" Spillway		30"Diameter	2599.98
88833	36" Hammered Brass Bowl		36" Diameter	2959.98
88834	16" Hammered Brass Pedestal		16"H	1129.98
88827	24" Aura Vase with 4" Spillway		24"H	2599.98
88829	32" Aura Vase with 6" Spillway		32"H	3479.98
88831	40" Aura Vase with 8" Spillway		40"H	4349.98
78204	Spillway Bowl 32"	2000 gph	32"L x 32"W x 14.5"H	969.98
78205	Spillway Basin 40"	2000 gph	40"L x 40"W x 16"H	1449.98
78206	Spillway Bowl Stand (2pk)		13.5"L x 13.5"W x 4"H	249.98
58087	Spillway Bowl and Basin Fountain Kit	2000 gph		3939.98

Fire and Water Bowl Systems



Tuscano Fire and Water Bowl

Bowl Options:

- Available in Copper or Cast Concrete (10 concrete colour options).
- As a Planter only or as a Planter with Water Feature.
- As a Fire Bowl only or as a Firebowl with Waterfeature.
- As a Water Feature only.

Fire Options:

- Operates with Natural Gas or with Propane (additional propane adder required)

Fire/Bowl filler:

- Available in Reflective Fire Glass (6 color choices), Ceramic Stone, or Volcanic Rock (3 different shapes)

Fire Effect:

- Operates on 12VAC/60Hz or 220VAC/50Hz.
- Optional Remote control for Fire Unit.
- All controls are electronic and comply with CSA standards.

The Corinthian

A clean cut contemporary bowl shape available in Copper - Oil Rubbed Bronze or Concrete. A perfect addition for modern environments. Available in systems of 1-4 bowls that can run on one control panel, comes as a complete kit.

Bowl Options: Fire, Fire and Water, Water Only, Planter with Water.

Premium Metal Bowl Dimensions: 29"L x 29"W x 9" H x 17"SQ Base
36"L x 36"W x 12"H x 20"SQ Base

Concrete Bowl Dimensions: 30"L x 30"W x 10" H x 17"SQ Base
36"L x 36"W x 12"H x 20"SQ Base



Fire Pit



Fire and Water Bowl

The Tuscano (this bowl is discontinued-while quantities last)


A traditional urn shape bowl available in Copper - Oil Rubbed Bronze. A versatile addition to any location. Available in systems of 1-4 bowls that can run on one control panel, comes as a complete kit.

Bowl Options: Fire and Water

Dimensions: 31"Diameter x 11" H x 10"Base



Fire and Water Bowl



Fire and Planter Bowl

The Essex

A classic bowl shape in Copper - Oil Rubbed Bronze or Concrete with strong lines and substantial edge.

Available in systems of 1-4 bowls that can run on one control panel, comes as a complete kit.

Bowl Options: Fire, Fire and Water, Water Only, Planter with Water.

Premium Metal Bowl Dimensions: 31"Diameter x 10"H x 10"Base

Concrete Bowl Dimensions: 31"Diameter x 10"H x 10"Base
36" Diameter x 11.5"H x 10"Base



Fire Bowl



Fire and Water Bowl

The Biltmore

This low profile bowl of cast concrete has an inviting shape and spherical ball-feet giving it real presence. Available in systems of 1-4 bowls that can run on one control panel, comes as a complete kit.

Bowl Options: Fire, Fire and Water, Water Only, Planter with Water.

Dimensions: 32"Diameter x 9" H.

4.5"Diameter Balls on 18" Diameter Center



Fire and 365 Degree Water Bowl



Fire and Water Bowl

Fire and Water Bowl Systems

The Legacy

This sleek cast concrete bowl design is sure to complement any backyard. Available in systems of 1-4 bowls that can run on one control panel, comes as a complete kit.

Concrete Bowl Dimensions: 30"Diameter x 12"H x 15"Diameter Base
Copper Bowl Dimensions: 30"Diameter x 12"H x 15"Diameter Base
Premium Metal Bowl Dimensions: 31"Diameter x 12"H x 15"Diameter Base

Bowl Options: Fire, Fire and Water, Water Only, Planter with Water.



Legacy Water Bowl



Legacy Fire and Water Bowl




Standard Concrete Finishes

Beechwood	Ebony	Natural	Sahara	Stone Grey

Premium Concrete Finishes

Burnt Terra Cotta	Charcoal Grey	Dark Walnut	Sequoia

Oil Rubbed Copper Finish



Premium Metallic Finishes

Almond	Black	Bronze	Copper Vein	Grey Hammertone	Sand	Slate

Bowl Filling Options

Ceramic Stone	Tumbled Lava Rock	Lava Rock	Black Fire Glass	Black Reflective Fire Glass	Chestnut Glass	Fire	Aqua Blue Fire Glass	Turquoise Blue Fire Glass	Ocean Blue Fire Glass



Fire Pits are also available

How to Order:

- Choose your Bowl.
- Choose your bowl function: Fire Bowl, Fire and Water Bowl, Water Bowl, Water and Planter Bowl or Bowl Only.
- Choose a 1, 2, 3, 4 Bowl System.
- Choose a Manual System or Automated with Remote.
- Choose Natural Gas or Propane.
- Choose your Bowl Color Option.
- Choose your Filling Option.
- Call Water Arts Inc for Pricing

An Automated System Includes:

- U.L. Control Panel
- CSA Approved Burner Assembly with Flame Monitoring Technology.
- Can be Operated Remotely from any Home or Pool Operating System.
- Mounting Hardware.
- 60,000-80,000 BTU/Hr
- 1 Year Warranty

A 'Traditional'

approach to gardens and fountains never goes out of style.

Water Arts Inc.

offers a selection of sculptures and fountains to suit a wide range of styles.



MORE ITEMS AVAILABLE ON OUR WEBSITE UNDER 'GARDEN SHOP' TAB




Water Arts Inc.

offers many simple contemporary style fountains and garden accessories.

Choose from a selection of modern fountains made out of glass, metal, concrete or stone.



MORE ITEMS AVAILABLE ON OUR WEBSITE UNDER 'GARDEN SHOP' TAB



*Water
Arts Inc.*

4152 Dundas Street West

Etobicoke, ON M8X 1X3

Tel: (416) 239-5345

Fax: (416) 237-1098

waterarts.info@waterartsinc.com

www.waterartsinc.com