



Water
Arts Inc.

2020

**Professional Fountain
And Pond Equipment
Since 1987**

WHO WE ARE:

Water Arts Inc. was founded in 1987. The company was originally formed as a fountain design and consultation firm; however, a demand for quality equipment and sound advice resulted in the expansion of the company.

Thus In 1990, Water Arts Inc. launched into the sales of professional fountain and pond equipment to Landscape Architects, Landscape Contractors, Garden Centres, Water Garden Centres and Homeowners.

As the business and industry matured and changed Water Arts Inc. moved to a new space, 4152 Dundas St. W. in the spring of 2009.

Fountains and pond equipment, garden statuary, ornamental fountains, and water plants are on display here. Visit our website detailing all the amazing products available through our store and online. www.waterartsinc.com

Our expertise is supplying the best products for each project and each client. Our staff are well trained in the use of fountain and pond equipment and are delighted to offer their advice.



Copper Tuscano
Fire and Water Bowl



FT-161 Platia Fountain



S-427 Totally Zen

Table of Contents

Statuary Pumps	4	Drilled Sones, Liner, Geotextile	18
ST70GPH, ST90GPH, ST180GPH, ST320GPH	4	Drilled Stones, Mill Stones	18
PES-80-PW, PES-120-PW	4	Liner	18
Water Feature All Purpose Pumps	4	Liner Glue, Liner Repair Kit	18
Ultra 400 to 2000	4	Geotextile / Underlay	18
1EUAA	4	Halogen Lighting - Low Voltage	19
Ninphaea 700, 1100, 2500, 3800, 5000	5	Egg Lite, Egg Lite Kit	19
Flex Pumps FP1, FP2, FP3, FP6, FP9	5	Outdoor Transformer	19
Intake Screens, Intake Filter	5	LED Lighting - Low Voltage	19
Little Giant - WGP-65-PW, WGP-80-PW, WGP-95-PW	6	LED Lights	19
Fountain Systems SP633	6	LED EggLite	19
AquaSurge 2000 to 8000	6	Sol LED Lights	20
Solids Handling Pumps	7	Transformers, Extension Cables, Splitters	20
Leader - Clear Answer 3	7	Aquascape LED Lights	21
Little Giant - WGFP-33, 50, 75, 100, 150, 200.....	7	Professional / Quality Lighting	22
Aquaforce 1000 to 8000	7	Submersible Lights- ELA-020, EL002	22
Water Feature All Purpose Pumps - Heavy Duty	8	Water Treatments	23
Little Giant - 4E-34NT	8	Water Treatments	23
Little Giant - 5MSRP-WG, 8-CBM, 10EN-CBM, 20E-CIM	8	Fish Food	23
Out of Pond Pumps	9	Maintenance and Seasonal Products	24
Little Giant - OPWG 29, OPWG 46, OPWG 71, OPWG 97.....	9	Liquid Rubber	24
Little Giant Leaf Basket LB-OPWG	9	Concrete Sealer	24
Flapper Check Valves	9	Black Foam	24
Hayward - SUPER PUMPS 0.5, 0.75, 1, 2, 2.5HP	9	Pond Vaccum	24
Hayward- Variable Speed Pump	9	Water Fountain Winter Covers	24
Filters	10	Leaf Netting	24
Intake Filter Kit - Little Giant - PF-AD-PW	10	Skimmer Nets	24
Mechanical Filter - Little Giant - FB	10	Pond Heaters	24
Pressure Filter - Aquascape 2000, 3500	10	Air Pumps	24
Filter Media- Black, white.....	10	Water Plants	25
AquaDyne Bead Filter	11	Water Plants	25
Hayward - StarClear Cartridge Filter and Cartridge Insert	11	Fertilizer Tablets	25
UV Lites	11-12	Planter Baskets	25
Ultraviolet Clarifier - Little Giant	12	Silk Floating Water Plants	25
UV Lites 18, 25, 40, 50, 80, 120, 150 Watt	11	Water Garden Soil	25
Simple (Filtrific) Pond Systems	13	Pond Pliers, Pond Scissors	25
Tank and Accessory Descriptions	13	Fittings	26-27
Vanishing Packs	14	Tubing/Piping	28
Pond Packs Packs	14	Vinyl Tubing	28
Accessories	14	Fibreglass Reinforced Tubing	28
Water Weirs / Spouts / Scuppers	15	Black Spiral Tubing.....	28
Stainless Steel Water Weirs	15	Black Spa Flex	28
Scuppers	15	PVC Pipe- SCH40 Grey, SCH80 Grey.....	28
Splash Rings	15	Stones, Pebbles, Fire Stones	29
Stainless Steel / Copper / Brass Wall Spouts	15	Conversion Factors	30
Stainless Steel Water Weirs For Water Wall	16	Water Bowls, Fire Bowls, Fire and Water Bowls	31-33
Nozzles	16	Copper Water Bowls, Spillway Bowls, Spillway Bowl Kits.....	31
Bell/Lava, 3-Tier/Vulcan, Frothy, Wing 1, Wing 3, Spiral 22	16	Corinthian, Tuscano, Essex, Biltmore.....	32
Ring Jet	16	Legacy.....	33
Preformed Pools	17	Bowl Filling Options.....	33
Polyethylene Pools	17	Garden Art	34-35
Fiberglass Pools	17		
Disappearing Water Feature Basins	17		
Fiberglass Reinforced Grate	17		

Statuary Pumps



FT-236 Lotus Fountain



FT-103 Recife Fountain



3 year warranty.

Energy-efficient. Magnetically driven or mag-drive motor technology is simple and easy to maintain. Durable pre-filter cage design prevents clogging and reduces pump maintenance.

Model	Part#	Watts	GPH	Gallons Per Hour at					Shut Off	Cord Length	Outlet	Retail
				1'	2'	3'	4'	5'				
ST70GPH	91023	3	70	48					2	6	1/2	29.98
ST90GPH	91024	4.3	90	70	30				3	6	1/2	39.98
ST180GPH	91025	9.3	180	155	130	90	20		4	6	1/2	49.98
ST320GPH	91026	17.6	320	265	225	120	105	40	5.5	6	1/2, 5/8	69.98



1 year warranty.

Statuary Pumps ideal for Small indoor & outdoor fountains. Pumps are low energy consumption.

Model	Part#	Watts	GPH	Gallons Per Hour at					Shut Off	Cord	Outlet	Retail
				1'	2'	3'	4'	5'				
PES-80-PW	566714	8	77	75	50	8			3.5	6	1/2	59.98
PES-120-PW	519120	8	120	120	95	50			4	6	1/2	59.98

Water Feature (all purpose) Pumps

Ultra Water Pumps



- Ultra Pumps feature a three-way splitter with valve and multi-hose adapter.
- Energy Efficient Mag Drive technology.
- Oil-free design helps prevent pond contamination.
- 3 Year Limited Warranty

Model	Part #	Watts	Max GPH	Gallons per Hour							Shut Off	Cord Length	Outlet	Retail
				2.5'	5'	7.5'	10'	12.5'	15'	17.5'				
Ultra 400	91005	24	370	300	200						7.5'	12'	1/2"-1"	\$149.98
Ultra 550	91006	33	550	425	300	75					8'	12'	1/2"-1"	\$179.98
Ultra 800	91007	58	800	675	500	275					9'	25'	1/2"-1"	\$219.98
Ultra 1100	91008	92	1100	1000	800	600	300				12'	25'	3/4" -1-1/4"	\$319.98
Ultra 1500	91009	153	1500	1350	1200	1050	825	575			16.5'	25'	3/4" -1-1/4"	\$349.98
Ultra 2000	91010	250	2000	1875	1750	1600	1375	1125	800	450	20'	25'	3/4" -1-1/4"	\$399.98



Designed for salt or fresh water applications. This dual purpose pump- operates submersed or in-line. This pump is a magnetic-drive, and epoxy-encapsulated motor (non-oil filled).

3 year warranty.

Model	Part#	HP	Amps	Watts	Gallond Per Hour				Shut Off	Cord Length	Outlet	Retail
					1'	2'	3'	4'				
1-EUAA	588205	1/200	0.3	17	150	130	105	65	5'	6'	1/2"	309.98

Water Feature (all purpose) Pumps



- Designed for continuous operation. Motor with thermal overload protection.
- Environmentally safe. Anti-corrosive and rust proof materials.
- Low maintenance due to double filter grid housing
- 2 Year Limited warranty.

Model	Part #	HP	Watts	Max GPH	Gallons Per Hour						Shut Off	Cord Length	Outlet	Nozzle Options	Retail
					1'	2'	4'	6'	8'	10'					
Ninphaea 700	402001	0.017	13	185	162	126	54				4.7'	20'	1/2"	3	89.98
Ninphaea 1100	402002	0.027	20	285	282	258	186	60			6.2'	20'	1/2"	3	109.98
Ninphaea 2500	402003	0.060	45	660	615	500	390	225			7.7'	20'	3/4"	4	129.98
Ninphaea 3800	402004	0.1	75	1000	870	840	690	480	180		8.5'	20'	3/4"	4	149.98
Ninphaea 5000	402005	0.12	95	1250	1140	1080	990	840	660	420	12.1'	20'	3/4"	4	169.98



5 year warranty.

Water Feature Pumps

Franklin Electric offers the Little Giant® brand of Water Feature Pumps to exacting specifications for optimum efficiency and long life. Our new line of "flexible" water feature pumps are designed for in and out of pond use, and are constructed with stainless steel and durable thermoplastic. Plus, each pump meets the rigorous demands of the most impressive water features. There are five different sizes to match virtually any application for use in or out of water. Recommended for Koi and Goldfish ponds as well as features without fish. Use in conjunction with Little Giant skimmers and biological waterfall filters for a complete, ecologically balanced system. 1/5" Solids-handling Ability.

Model	Part#	Volts	Hz	Amp	Watts	Gallons Per Hour						Shut Off	Cord Length	Inlet FNPT	Outlet FNPT	Retail	
						1'	5'	10'	15'	20'	25'						30'
FP1	566132	115	60	.9	106	1920	1000	390				14'	19'	1-1/4"	1-1/4"	589.98	
FP2	566133	115	.60	1.5	167	3360	2220	1210	400			16'	19'	1-1/2"	1-1/2"	659.98	
FP3	566134	115	60	1.9	226	4968	3200	1640	690			17'	19'	2"	2"	799.98	
FP6	566135	115	60	4.6	557	6840	5760	4380	3000	1730	350	27'	19'	2"	1-1/2"	2319.98	
FP9	566137	115	60	6.5	730	9120	8100	6580	4860	3290	1930	580	31'	19'	2"	2"	2919.98



	517100	517102	517103	517503	WAFILTER
Description	Barrel Filter 1" FNPT	Intake Screen 1-1/2" FNPT 3-1/3" Length 5" Diameter	Intake Screen 2" FNPT 3.5" Length 5" Diameter	Intake Screen 3" FNPT 5" Length 7" Diameter	Intake Filter 2" FNPT 14" Length 6" Diameter
Retail	69.98	89.98	64.98	99.98	79.98

Water Feature (all purpose) Pumps



- Unique dual-discharge design allows for operation of two water features simultaneously
- Powerful direct-drive pump produces greater starting torque and flow pressure than comparable magnetic drive submersible pumps
- Corrosion-resistant body designed for non-potable submersible use
- Includes two 1-1/4" MNPT x 1-1/4" barbed elbow adaptor and a 1-1/4" MNPT discharge cap 1-1/4" barbed adaptor accepts 1-1/4" tubing .

Model	Part#	HP	Amps	Watts	Gallons Per Hour						Shut Off	Cord Length	Outlet	Retail
					1'	5'	10'	15'	20'	25'				
WGP-65-PW	566409	1/8	2.0	230	1900	1250	785	325			20'	16'	1-1/4"	399.98
WGP-80-PW	566417		6.3	640		3100	2700	2100	1300	435	29'	16'	1-1/4"	499.98
WGP-95-PW	566407	5/8	6.3	700	4280	4000	3500	2850	2200	1370	30'	16'	1-1/4"	599.98



3 year limited warranty.



1 year limited warranty.

Model	WATTS	GPH	Gallons Per Hour at						Shut Off	Cord Length (ft.)	Retail
			5'	10'	15'	20'	25'	30'			
SP633	500	6350	5500	4500	3600	2600	1500	300	31	25	699.98

AquaSurge Pumps



3 year limited warranty.



3 year limited warranty.

Ideal for use in ponds, pondless waterfalls, and other water feature applications, Aquascape AquaSurge asynchronous pumps are designed for use in skimmer and waterfall-filter systems. Extremely energy-efficient, AquaSurge pumps are made for continuous use in either horizontal or vertical orientation.

AquaSurge pumps will not corrode or rust, and their rubber feet prevent noise and vibration while in use, making them a top choice for discriminating homeowners and pond professionals alike. Excellent Energy Efficiency

Aquascape uses asynchronous motor technology in its AquaSurge pumps, providing high torque, trouble-free performance at higher head heights as well as excellent energy efficiency compared to magnetically driven pond pumps. The unique ceramic shaft with cooling port also prevents the pump from overheating.

You'll save hundreds of dollars over traditional water pumps, and its oil-free design helps prevent pond contamination.

Model	Part #	Watts	Max GPH	Gallons per Hour					Shut Off	Cord Length	Outlet	Retail
				5'	10'	15'	20'	25'				
AquaSurge 2000	91017	160	2193	1850	1465				12.5'	20'	1-1/2"	\$589.98
AquaSurge 3000	91018	165	3196	2700	2350				15'	20'	1-1/2"	\$669.98
AquaSurge 4000	91019	215	3947	3570	3350	2250			18.5'	20'	1-1/2"	\$769.00
AquaSurge 5000	91020	360	5284	5000	4750	3250	1750		24'	20'	1-1/2"	\$859.98
AquaSurge2000-4000	45009	180-215	3974	3750	3350	2250			18.5'	20'	1-1/2"	\$1059.98
AquaSurge 4000-8000	45010	500 to 660	7,793	7350	7000	5850	4300	2000	28'	20'	1-1/2"	\$1239.98



Solids Handling Pumps

- Designed for continuous operation. Motor with thermo overload protection.
- Designed for both horizontal and vertical installation.
- Environmentally safe. Anti-corrosive and rust proof materials.
- 1 Year Limited warranty.



Model	Part#	Amps	Watts	Max GPH	Gallons Per Hour							Shut Off	Cord Length	Outlet	Retail
					3'	6'	9'	15'	21'	24'	27'				
Clear Answer 3	60160014	7.1	750	4200	4020	3720	3480	2820	2040	1500	900	31	16ft.	1-1/4"	579.98



- Constructed with stainless steel, cast iron and durable thermoplastic, the new solids-handling Little Giant submersible water feature pumps meet the rigorous demands of the most impressive water features.
- 2 Year limited warranty.

Model	Part#	Volts	Hz	HP	Amps	Watts	Gallons Per Hour						Shut Off	Cord Length	Output Size	Solids Handling up to	Retail
							5'	10'	15'	20'	25'	30'					
WGFP-50	566068	115	60	1/2	7	590	4280	3520		1830	800		30'	19'	2"	1-3/16"	939.98
WGFP-75	566069	115	60	3/4	8	847		4345			2262	1365	36'	19'	2"	1-3/8"	1079.98
WGFP-100	566070	115	60	1	12	1210		5500		3700	2500	900	35'	19'	2"	1-3/8"	1219.98
WGFP-150	566071	115	60	1.5	11	1210	9750	8200	6500	4600	2200		32'	19'	3"	3/4"	1879.98
WGFP-200	566072	230	60	2	9	2085	16000	15000	13410	11575	9775	7645	45'	19'	3"	3/4"	2649.98


AquaForce Solids Handling Pumps



- AquaForce® pumps combine energy-efficient performance, high flow rates.
- Oil-free design and high-torque performance while the protective
- Pump cage will handle solids up to one-quarter of an inch, preventing clogging and reducing maintenance.
- It's unique ceramic shaft with cooling port prevents the pump from overheating.
- 3 Year limited warranty.

Model	Part #	Watts	Max GPH	Gallons per Hour						Shut Off	Cord Length	Outlet	Retail	
				3'	5'	6'	10'	15'	20'					
AquaForce 1000	91011	55	1,070	900		700					10	25'	1-1/2"	\$339.98
AquaForce 1800	91112	160	2,149		1806		1320	260			16.5	25'	1-1/2"	\$409.98
AquaForce 2700	91012	147	2,695		2425		1840				14	25'	1-1/2"	\$459.98
AquaForce 3600	91113	215	3,868		3613		3254	2100			18	25'	1-1/2"	\$529.98
AquaForce 5200	91013	360	5,284		5116		4250	3186			24	25'	1-1/2"	\$669.98
AquaForce 4000-8000	91104	500 to 660	7,793		7150		6440	5320	3950		28	25'	1-1/2"	\$1239.98

Water Feature (all purpose) Pumps - Heavy Duty



1 year warranty.

Small submersible oil-filled pump with epoxy coated cast aluminum housing. For commercial, industrial and home applications including statuary fountains, water displays, air conditioners, machine tool coolants and many more applications. Extremely long lasting and durable.

Model	Part#	HP	Amps	Watts	Gallond Per Hour					Shut Off	Cord Length	Outlet	Retail
					1'	3'	5'	10'	15'				
4E-34NT	504186	1/12	3.5	210	710	690	670	580	380	23'	10'	1/2"	639.98



5MSPR-WG

- Epoxy - coated cast , aluminum housing.
- Removes water down to 1/8".
- Bottom inlet has removable screen for easy cleaning.

8-CBM

- Cast bronze pump housing for corrosion and rust resistance.
- Oil filled motor housing for lifetime lubrication and rapid heat dissipation.
- Stainless steel bolts, screws and handle.
- Mechanical seals (stainless steel spring, nitrite parts, carbon & ceramic faces).
- Thermal overload protection.
- 1 Year limited warranty.



10EN-CBM

- 1/2 HP Permanent Split Capacitor (PSC) motor with thermal overload protection
- Energy saving low amp draw
- Cooler running motor which extends pump life
- Cast bronze housing with polypropylene base, Vortex impeller.
- Solids handling up to 1/2 inch diameter

20E-CIM

- Cast iron pump housing with protective epoxy coating for corrosion resistance
- Oil filled motor housing for lifetime lubrication and rapid heat dissipation. Stainless steel bolts, screws and handle.
- Mechanical seals (stainless steel spring, nitrite parts, carbon & ceramic faces).
- Thermal overload protection.



Model	Part#	Volts	Hz	HP	Amps	Watts	Gallons Per Hour							Shut Off	Cord Length	Output Size	Retail
							1'	5'	10'	15'	20'	30'	40'				
5-MSPR-WG	505325	115	60	1/6	5	380	1200	1100	1000	840	520			26.3'	25'	1"	349.98
8-CBM	508257	115	60	4/10	10	830		3250	2500	1550	450			22.9'	10'	1-1/2"	1419.98
20E-CIM	520200	230	60	2	16.4	3872					8100	7500	6600	110'	20'	2"	3689.98

Please Note: Other Pump Sizes are Available call for Pricing and Availability

Out of Pond Pumps



1 Year limited Warranty.

Little Giant - OPWG - Out of Pond Pumps

- The OPWG Series of Pumps produce a maximum flow rate with a minimal electrical consumption.
- Housing is moulded of glass filled polypropylene ensuring that motors are enclosed for excellent protection and weather resistance.
- The leaf basket is necessary in order to reduce clogging of pump motor and it also acts as a priming chamber. Requires a "flapper" foot valve for easy priming.
- Operates Quietly

Model	Part #	H. P.	Amps	Watts	Gallons Per Hour				Shut Off (feet)	Discharge Size (inches)	Retail
					5'	10'	15'	20'			
OPWG-29	566020	1/8	1.30	92	1740	300			11	1-1/2 NPT	1389.98
OPWG-46	566021	1/8	1.60	132	2760	1495			12	1-1/2 NPT	1469.98
OPWG-71	566023	1/6	3.00	257	4260	3540	2700		21	1-1/2 NPT	1849.98
OPWG-97	566024	1/4	3.50	335	5820	5200	4200	2400	22	1-1/2 NPT	2109.98



Description	Model	Part #	Size	Retail
Leaf Basket	LB-OPWG	566106	9.5"L x 8"W x 10"H	369.98
Flapper Check Valve	CV-SE1	940019	1-1/2"	89.98
Flapper Check Valve	CV-SE2	940022	2"	129.98
Flapper Check Valve	CV-SE3	940023	3"	259.98

Hayward - SUPER PUMPS 2600 Series



- Self-Priming
- Lexan® see-thru strainer cover lets you see when basket needs cleaning.
- All components molded of corrosion proof PermaGlass XL™ for extra durability and long life.
- Heavy-duty high performance motor for quieter, cooler operation.
- Service-ease design gives simple access to all internal parts.
- Cable not Included

Model	Voltage	Max Amps	H.P.	Suction /Output	Gallons per minute							Wire Size 0-50'	Warranty	Retail		
					20'	25'	30'	35'	40'	45'	50'				60'	70'
HAY-10-807 SP2600X5A	115	15	0.5	1-1/2"	55	50	45	39	29	15			No. 14	1 year	1449.98	
HAY-10-808 SP2605X7A	115/	15	0.75	1-1/2"	67	65	58	55	47	39	31		No. 14	1 year	1269.98	
	230	10														
HAY-10-0264 SP2670007X10C	115/	20	1	1-1/2"	85	80	76	70	65	55	50	27	No. 12	2 year	1269.98	
	230	10											No. 14			
HAY-10-0265 SP2670010X15C	115/	30	1.5	1-1/2"	97	95	90	85	80	75	67	50	10	No. 10	2 year	1399.98
	230	15												No. 14		
HAY-10-312 SP2615X20	230	15	2	2"	116	111	105	99	95	85	70	51	No. 10	1 year	2019.98	
													No. 14			
HAY-10-387 SP2621X25	230	20	2.5	2"	120		110		100		85	75	60	No. 12	1 year	2309.98

Variable Speed Pumps (230V)




Cable not Included

Chemical-resistant Viton seal offers improved resistance against chemical imbalances. Fully programmable, touch pad control can be rotated to four different positions or mounted to the wall for convenient access. Universal compatibility: operates independently, with Hayward automation, or with competitive systems via relay control. 3 Year Warranty

RPM	% Output	SP2670020VSP HAY-10-3238					Retail	RPM	% Output	SP2390VSP HAY-10-3234					Retail
		10'	20'	30'	40'	50'				10'	20'	30'	40'	50'	
1725	50%	34	45				2679.98	1375	50%	29					3259.98
2400	70%	62	47	18				2425	70%	94	77	54			
3000	87%	84	73	60	45			3100	80%	111	97	80	58		
3450	100%	100	90	80	69	56		3450	100%	145	134	124	110	96	

Filters



Mechanical Intake Filter Kit - Little Giant

PF Mechanical Filter include two debris filters with easy to connect adapter. They are designed for non-potable submersible use. It will help extend the life of the pump by removing debris before it enters the pump.

	PF-AD-PW
Compatible Pumps	566631, 566632, 566633
Part Number	566107
Retail (\$)	79.98
Single Intake Filter	39.98
Replacement Sponge (566109)	19.98



Mechanical Filter Box - Little Giant

FB-PW Mechanical Filter includes two filtering pads: one coarse, one fine. This unit prevents debris from entering pump and fountain nozzle. 6" stem with adapter for use with fountain heads.

	FB-PW
Number of Coarse/Fine Filter Pads	1/1
Compatible Pumps	PE Series and Ninphaea Series
Part Number	566108
Retail (\$)	109.98
Replacement Sponge (566111)	29.98

Pressure Filters



- The UltraKlean Pond Filter with high-output ultraviolet clarifier and integrated electronic bulb-saver filters ponds, providing pond owners with optimum water conditions and crystal-clear water.
- The unique sponge-free design minimizes maintenance and maximizes efficient mechanical and biological filtration.
- The included biological media packs tightly together, effectively trapping debris. The high-output UV bulb eliminates single-celled algae which causes single-celled algae (suspended algae) blooms.
- A bulb-saver timer feature saves bulb life and provides an ideal time to add water treatments.
- The Simple-to-use self-cleaning feature allows for the unit to be backwashed in less than five minutes without opening the canister or getting your hands dirty.
- A cleaning indicator light will automatically remind you when the filter requires backwashing.
- 3-Year Limited Warranty.



Pressure Filter	2000	3500
Pond Size	2000 Gallon	3500 Gallon
Maximum Flow Rate	2700 GPH	3500 GPH
Minimum Flow Rate	1000 GPH	2000 GPH
UV Wattage	14 Watts	28 Watts
Power Cord Length	20 ft	
Discharge Hose Diameter	1", 1-1/4", 1-1/2"	
Size (Ø x H) (inches)	13" x 17"	13" x 21.5"
Part Number	95053	95054
Retail (\$)	549.98	669.98

Replacement Bulbs	2000	3500
Part Number	95030	95031
Retail (\$)	59.98	79.98

Filter Media



The open character of this media allows for high volumes of water to pass through without clogging while providing optimal surface area to facilitate bacterial colonization.

It is available in 1.25" and 2.0" thicknesses.



Filter Media	Black		White	
Size (L x W)	12" x 28"	120' x 28"	12" x 56"	20' x 56"
Thickness	1"		1-1/4"	
Retail (\$)	19.98	1129.98	14.98	275.98


Filters



AquaDyne Bead Filter - Ideal for fish ponds

Aquadyne Bead Filter Systems are specifically engineered to host a multitude of aquatic inhabitants in both fresh and salt water. They offer high efficiency, low maintenance, mechanical and biological filtration in one package with up to 5300 ft² of biological contact surface area in a small footprint. Aquadyne filtration systems are widely used in aquatic environments from ponds, public aquariums, zoos, hatcheries, research facilities, academics, aquaponics, quarantine and environmental biological recovery systems. The Dynamax blower aggressively agitates the debris collected in the media bed and suspends it in the water column which is easily backwashed to waste.

- Patented Water Flow Control System protects against friction loss, eliminating 90° turns inside the system allowing a more natural unrestricted water flow.
- Air Wash System fluidizes and pre-washes media prior to backwash, reducing the amount of water needed to clean the system, which increases biological efficiency.
- Bottom Mounted Sludge Drain discharges heavy solids without media interference.
- Filter Media Bypass isolates beneficial bacteria and media without disturbing normal water flow. Ideal for medicating the aquatic environment without killing the beneficial bacteria.
- Micro Sediment Removal of smaller particulates than other filters, yielding greater water clarity.
- Systems include pressurized bead filter, 115V 60 Hz blower, three each 1-1/2" or 2" self-sealing union valves and filter bead media

	Model	Bead Media Capacity	Dimensions (diam. x H)	Pond Size Maximum Gallons	Suggested GPM	Inlet/ Outlet	Fish Supported (LBS)	Retail (\$)
	AD1000	0.3 FT ³	14" x 33"	1000	50	1-1/2"	30	3379.98
	AD2000	0.6 FT ³	16" x 33"	2000	50	1-1/2"	50	4359.98
	AD4000	1.1 FT ³	18" x 34"	4000	65	1-1/2"	75	5539.98
	AD8000	2.2 FT ³	24" x 42"	8000	80-100	1-1/2"	165	8089.98
	AD8000HE	2.2 FT ³	24" x 42"	8000	80-100	2"	165	9689.98
	AD16,000	4.4 FT ³	30" x 46"	16000	80-100	2"	330	11199.98
	AD30,000	8.8 FT ³	36" x 48"	30000	80-100	2"	660	18659.98

UV Lites



SMART UV Sterilizers, our flagship UV line, feature a 3" UV Housing that utilizes their standard-output lamps' UV-C output to its maximum potential. SMART UV Sterilizers offer a heavy-wall UV resistant body and come with a Lifetime UV Housing Warranty*. The SMART Ballast drives the lamp(s) at peak efficiency which ensures maximum UV-C output, as well as expected useful life.

	Smart UV Lite 18	Smart UV Sterilizer 25	Smart UV Lite 40	Smart High Output UV Sterilizer 50	Smart High Output UV Sterilizer 80	Smart High Output UV Sterilizer 120	Smart High Output UV Sterilizer 150
Max. Flow Rate (gph)	356	788	983	1500	2700	3840	6000
Max. Pond Size (gal)	1100	2400	2900	5000	10 000	13 000	19 000
Connections	1-1/2" Union Ports			2" Union Ports			
Input Watts	18	25	40	50	80	120	150
UV-C Output Watts	5	8	14	15	27	37	57
Power Cord Length (ft.)	26.5'						
Size (L x Diam.) (inches)	22 x 2.5	29 x 3.5	45 x 2.5	30 x 6	45 x 6	57 x 6	71 x 6
Part Number	EU18-2	EU25-U	EU40-2	E50S	E80S	E120S	E150S
Retail (\$)	1189.98	1309.98	1429.98	2479.98	2619.98	2819.98	3419.98

Ultraviolet Clarifiers



Little Giant UV clarifiers eliminate green water fast to improve pond health and beauty. Built to last from industrial-grade materials, these units are easy to maintain and have a safety feature to prevent UV-C exposure.

- Safe for plants and fish
- Easy maintenance and cleaning
- Installs in-line easily (cannot be submerged)
- Efficient compact size
- Clear cap to see bulb working

	UVC9	UVC18	UVC36
Max. Pump Flow Rate (gph)	500	1000	2000
Max. Pond Size (gal)	1000	2000	4000
Inlet/Outlet Connections	1", 1-1/2"		
UV-C Watts	9	18	36
Power Cord Length (ft.)	18		
Size (L x Diam.) (inches)	16.07 x 4.65		
Part Number	517424	517425	517426
Retail (\$)	369.98	439.98	509.98
Replacement Bulb	9 watt	18 watt	36 watt
Retail (\$)	99.98	179.98	229.98



Cartridge Filter - Hayward Star Clear



Hayward Star-Clear™ cartridge filters provide crystal clear water and have extra cleaning capacity to accommodate pools, spas and fountains of all types and sizes.

- Single locking knob securely fastens head to filter tank, eliminating bolts or clamps.
- Attractive, durable filter head may be rotated to conveniently position pressure gauge and manual air relief.
- Injection-molded filter tank for dependable corrosion-free performance.
- Extra-large cartridge element with new precision engineered core provides extra-strength and maximum flow.
- Elevated, filtered water collector and debris sump prevents accidental by-pass of heavy debris to pool or spa when cartridge is removed for cleaning.

	Micro Star Clear	Star Clear	Star Clear
Effective Filtration Area	25 sq. ft.	25 sq. ft.	50 sq. ft.
Recommened Flow Rate		1500 GPH	3000 GPH
Inlet / Outlet	1-1/2" FTHR		
Size (Ø x H) (inches)	7-1/4" x 17-7/8"	10-1/2" x 19-1/2"	10-1/2" x 29-1/2"
Weight	7lbs	13lbs	17lbs
Part Number	C225	C250	C500
Retail (\$)	389.98	819.98	1019.98
Replacement Cartridge Insert	CX225RE	CX250RE	CX500RE
Retail (\$)	79.98	99.98	139.98





SIMPLE POND SYSTEM

- No Limitations on your creative vision.
- No Fragile ecosystem to maintain.
- Operate only when desired.
- Can be placed away from water feature
- Minimal footprint in landscape.
- Requires much less digging.
- Reduces energy consumption.
- Reduces evaporation.
- Sturdy, durable, yet light weight material.

T40F- Filter Tank



- 40 lbs. Dimensions: L: 29", W: 31.75", H: 24"
- A 4" intake port handles flow rates up to 80 GPM (4,800 GPH)
- Provides 20 gallons of water-in-motion reserve @ 9" residual water depth
- Large pumping chamber, bolt down integrated lid system, convenient 13" diameter filter access
- Removable filter carriage
- Front & Back Discharge Ports for two pumps
- Additional Capacity Port for expandable water containment

T40SP- Side Pod Expansion Tank



- 40 lbs, Dimensions: L: 32", W: 24", H: 20"
- Side-nesting Expansion Tank connects to either side of the T40F or T75F Filter Tank
- Adds an additional 10 gallons of water-in-motion reserve when connected to the T75F Filter Tank
- The top of the Side Pod rests 4" below ground level allowing it to be placed beneath lawn, ground cover or walkways.
- A 4" connection on both sides for connecting to a Filter Tank or additional Side-Pod Tanks
- Includes vented cap. The Air Vent allows water to flow quickly in and out of the tank.

T75F- Filter Tank



- 72 lbs, Dimensions: L: 35", W: 36", H: 32"
- A 6" intake port handles flow rates up to 200 GPM (12,000 GPH)
- 75 gallon Filter Tank (provides 40 gallons of water-in-motion reserve @ 9" residual water depth)
- Large pumping chamber
- Bolt down integrated lid system
- Convenient filter access (Filter Basket purchased separately)
- Removable Filter Carriage
- Front & back discharge ports for up to four pumps
- Front and back additional capacity ports for expandable water containment

T165XP- Xtended Pod Expansion Tank



- 156 lbs, Dimensions: L: 63", W: 37", H: 32"
- Four 6" coupling ports for connection to Filter Tanks or additional Expansion Tanks, One 3" overflow port
- Adds an additional 140 gallons of water-in-motion reserves when connected to the T390F Filter Tank
- Adds an additional 95 gallons of water-in-motion reserve when connected to the T75F Filter Tank
- Reinforced domed lid can be covered by the landscape
- Lid vented for pressure equalization to allow easy fill and pump down of stored water
- Includes coupling pipe & fittings

T390F- Filter Tank



- 256 lbs, Dimensions: L: 70", W: 51.5", H: 48"
- 6" / 10" combination intake port handles flow rates up to 700 GPM (42,000 GPH)
- 390 gallon Filter Tank (provides 270 gallons of water-in motion reserve @ 9" residual water depth)
- Accepts interchangeable skimmers
- Large pumping chamber. Bolt down integrated lid system
- Convenient filter access (Filter Baskets purchased separately). Removable Filter Carriage
- Front & back discharge ports for up to four pumps
- Front and back additional capacity ports for expandable water containment

Fixed Skimmers



Low Profile Fixed Skimmers allow precise adjustment of the water level and are nearly invisible at the pools edge. An eccentric coupling provides fine tuning of the skimmer height to accommodate increased flows, and the un-tapered skimmer design allows the skimming edge to be incrementally trimmed as needed. Optional drain port allows for water to drain completely into tank when pump is shut off.

Door Skimmers



The door skimmer rests inside the liner and is designed to disappear into the ponds edge. The skimmer door self-adjusts to fluctuating water levels. Floating debris in the pond is swept through the skimmer door and into the filter basket inside the filter tank. It accommodates fluctuating water levels and pumping volumes. Allows for bottom draw in pond through a connection to Bottom Draw Disk.

In Wall Skimmers



There are 2 types of stainless steel skimmers. For use in elevated pools the S5 In-Wall Skimmer exits out of the bottom and provides a strong low profile design for 10" or wider concrete walls. In installations where the top of the Filter Tank is level with the pool edge, the S6 In-Wall Skimmer exits out the back for a same level connection with the Filter Tank and provides a strong narrow design for 10" or wider concrete walls.

Waterfall Starter



Filtrific Waterfall Starter's innovative rock-bearing design allows only the natural elements and flowing water to be seen. Surround the Waterfall Starter with rock to create a completely natural looking water feature. Invert the Waterfall Starter for a low profile start to a waterfall or stream. Recommended flow up to 9600gph. 3" Connection

Part Number	Description	Retail
S44	80 GPM Fixed Skimmer (fits 4" pipe)	349.98
S64	80 GPM Fixed Skimmer (fits 4" pipe)	439.98
S66	160 GPM Fixed Skimmer (fits 6" pipe)	549.98
S44D	80 GPM Door Skimmer (fits 4" pipe)	849.98
S64D	80 GPM Door Skimmer (fits 4" pipe)	919.98
S66D	160 GPM Door Skimmer (fits 6" pipe)	1319.98
S5	Stainless Steel In-Wall Down Drop Skimmer (fits 3" pipe)	1969.98
S6	Stainless Steel In-Wall Skimmer (fits 4" pipe)	2119.98
WS1	Waterfall Starter	339.98

SIMPLE POND SYSTEM



VANISHING PACKS



Part Number	Description	Contents	Water Containment	Water In Motion Reserve	Retail
VP-05	Vanishing Pack 5	T40F + CPX	40 Gal.	20 Gal.	2,969.96
VP-09	Vanishing Pack 09	T40F + T40SP + RC-44LL + CPX	80 Gal.	60 Gal.	4,409.92
VP-10	Vanishing Pack 10	T75F + CP1	75 Gal.	40 Gal.	4,989.96
VP-10HF	Vanishing Pack 10 High Flow	T75F + CP2	75 Gal.	40 Gal.	5,399.96
VP-15	Vanishing Pack 15	T40F + 2x-T40SP + RC-44LTL + CPX	120 Gal.	100 Gal.	5,629.99
VP-20	Vanishing Pack 20	T75F + T40SP + RC-44LL + CP1	115 Gal.	80 Gal.	6,429.92
VP-20HF	Vanishing Pack 20 High Flow	T75F + T40SP + RC-44LL + CP2	115 Gal.	80 Gal.	6,839.92
VP-25	Vanishing Pack 25	T75F + 2x-T40SP + RC-44LTL + CP1	155 Gal.	120 Gal.	7,649.90
VP-30 ***	Vanishing Pack 30	T75F + T165XP + CP1	240 Gal.	135 Gal.	8,979.94
VP-70 ***	Vanishing Pack 70	T390F + CP3A	390 Gal.	270 Gal.	9,949.96
VP-100 ***	Vanishing Pack 100	T390F + T165XP + CP3A	555 Gal.	410 Gal.	13,939.94

POND PACKS

Part Number	Description	Contents	Water Containment	Retail
PP-05	Pond Pack 5	T40F + CPY	40 Gal.	3,479.96
PP-10	Pond Pack 10	T75F + CP5	75 Gal.	5,659.96
PP-10HF	Pond Pack 10 High Flow	T75F + CP6	75 Gal.	6,209.96

*** Please Note: Additional Freight Charges May Apply

Optional Accessories

SH1 & SH2



A recessed top supports large or small rock overlays and two front and back skimming windows handle large leaves and debris.

CD1



The Bottom Draw Disk connects directly to the S44D, S64D, or S66D and removes small organic debris with a maximum flow rate of 15gpm.

SG1 & SG2



Use the stainless steel skimmer Grate for applications with smaller organic debris. Extension risers can be added to lift the grate off the skimmer and allow larger debris to pass below the grate.

K5 & K6



The Auto-Fill Assembly connects to the overflow port on the Filter Tank and can be positioned according to the application at either a high or low level in the Filter Tank.

RISER



Extension risers elevate the grate 1-3/8" to accommodate larger debris. Four self-tapping screws secure the riser to the skimmer. Top bolts fasten the grate to the top of the risers allowing convenient internal access of the skimmer

UV57-FH



UV light is a popular and effective way of turning green water into clear water. It contains a 57watt UV lamp transformer, 22" housing with 2" connection pipe and flex connectors, 14ft cord and 2" check valve.

Part Number	Description	Retail
SH1	Skimmer Hood (for S44, S64 Skimmers)	179.98
SH2	Skimmer Hood (for S66 Skimmer)	229.98
SG1	Skimmer Grate (for S44, S64 Skimmers)	229.98
SG2	Skimmer Grate (for S66 Skimmer)	349.98
CD1	Bottom Draw Disk	439.98
UV57-FH	Vault and 57 Watt UV Clarifier	3029.98
K5	In-Tank Mechanical Auto Fill (T40 and T75)	189.98
K6	In-Tank Mechanical Auto Fill (T390)	299.98
SGRK1	Riser for SG1	139.98
SGRK2	Riser for SG2	139.98

Stainless Steel Water Weirs



Part Number	Width	Retail (\$)
WA-12	12"	829.98
WA-18	18"	959.98
WA-24	24"	1089.98
WA-36	36"	1389.98
WA-48	48"	1669.98
WA-60	60"	1999.98
WA-72	72"	2139.98
WA-84	84"	2879.98
WA-96	96"	3329.98
WA-120	120"	4639.98

Recommended flow through a weir should be a minimum of 100 gallons per hour (gph) per inch of weir and could go as high as 200 gph/inch. For example, an 18" wide weir should have 1,800 gph of water flowing through it (18" x 100 gph/inch = 1,800 gph).

Note: Custom Sizes Available upon Request

Scuppers



Part Number	Description	Retail (\$)	Part Number	Description	Retail (\$)
73858	12" Stainless Steel Scupper	529.98	73855	12" Copper Finish Scupper	609.98
73860	24" Stainless Steel Scupper	789.98	73856	24" Copper Finish Scupper	959.98
73862	36" Stainless Steel Scupper	1079.98	73857	36" Copper Finish Scupper	1309.98

Splash Rings



Part Number	Description	Retail (\$)	Part Number	Description	Retail (\$)
74973	12" Stainless Steel Splash Ring (16"W x 8"D x 1½"H)	439.98	73864	12" Copper Finish Splash Ring (16"W x 8"D x 1½"H)	529.98
74226	24" Stainless Steel Splash Ring (28"W x 8"D x 1½"H)	609.98	73865	24" Copper Finish Splash Ring (28"W x 8"D x 1½"H)	789.98
74974	36" Stainless Steel Splash Ring (40"W x 8"D x 1½"H)	789.98	73866	36" Copper Finish Splash Ring (40"W x 8"D x 1½"H)	959.98

Stainless Steel Spouts



Part Number	Description	Retail (\$)
WA1.5	Zen Spout (1.5"Diam x 12"L)	239.98
WA2	Contemporary Spout (2"Diam x 12"L)	289.98
WA2.5	Cube Spout (2.5"W x 2.5"H x 12"L)	299.98
WA3	Cube Spout (3"W x 3"H x 12"L)	349.98

Recommended flow through a spout should be a minimum of 50 GPH to 300 GPH

Scuppers



Part Number	Description	Retail (\$)
CS7	7" Copper Scupper with Sloped Edge 1-1/4" Connection	1749.98
CSV9	9" Copper "V" Shaped Scupper 1-1/4" Connection	1909.98
DWCS6	6" Copper Double Wall Scupper (6" x 6") 1-1/4" Connection	2369.98
DWCS8	8" Copper Double Wall Scupper (7" x 10") 1-1/4" Connection	2499.98
DWCS12	12" Copper Double Wall Scupper (7" x 12") 1-1/4" Connection	2769.98
73873	Ravenna Brass Wall Spout (5"W x 5¾"D x 5"H) 1-1/2" Connection	439.98
73871	Mantova Brass Wall Spout (5"W x 4¾"D x 5"H) 1-1/2" Connection	439.98
73875	Verona Brass Wall Spout (7"W x 4¾"D x 7"H) 1-1/2" Connection	439.98
73872	Oliviett Brass Wall Spout (6"W x 4.5"D x 5"H) 1-1/2" Connection	439.98

Stainless Steel Water Weirs For Water Wall



Part Number	Width	Retail (\$)
WW-12	12"	1029.98
WW-18	18"	1219.98
WW-24	24"	1339.98
WW-36	36"	1659.98
WW-48	48"	2079.98
WW-60	60"	2399.98
WW-72	72"	2839.98
WW-84	84"	3339.98
WW-96	96"	3829.98
WW-120	120"	5079.98

Recommended flow through a weir should be approximately 25 gallons per hour (gph) per inch of weir. For example, an 18" wide weir should have 450 gph of water flowing through it (18" x 25 gph/inch = 450gph).

Note: Custom Sizes Available upon Request

Nozzles



Bell/Lava						
Thread (in.)	1/2"			1"		
Material	ABS					
Pattern Diam.	12	16	24	24	32	36
Flow Rate (gph)	330	345	390	630	690	720
TDH	8"-12"			6"-12"		
Part #	566240			52318		
Retail (\$)	69.98			69.98		



The Ring Jet comes with 21 jet nozzles with O-rings, and plastic 1/2" male pipe plug. Use by itself or combine with other fountain heads (not included). The nozzles can be adjusted to direct the spray pattern outward, in-ward or in a spiral pattern.

517200	Ring Jet	51.98
--------	----------	-------



3 Tier/Vulcan						
Thread (in.)	1/2"			1"		
Material	ABS					
Pattern Dia. (in.)	15	24	36	18	68	108
Pattern Height	20	36	60	24	84	144
Flow Rate (gph)	180	225	330	450	900	1200
TDH (ft.)	3.6	6	7.8	3.2	7.4	13.4
Part #	566267			53219		
Retail (\$)	69.98			69.98		



Frothy						
Thread (in.)	1/2"			1"		
Material	ABS			Stainless Steel		
Pattern Diam.				8	21	25
Pattern Height	10	15	20	24	48	72
Flow Rate (gph)	360	390	435	1110	1518	1818
TDH (ft.)	5.1	6.0	7.0	6.9	12.9	18.5
Part #	566518			NIF100		
Retail (\$)	79.98			439.98		



Nozzle	Spiral 22	Wing 1
Description	22 holes, spiral pattern	radial slot
Material	Stainless Steel	
Pattern	47" in Diameter	16" Radius
GPH	1900	800
Part Number	56510	56508
Retail (\$)	199.98	199.98



Other Nozzles Available Upon Request. Please contact the office for further information.



Preformed Pools



Fiberglass Pools

- UV stabilized and frost resistant.
- Black is standard colour. Choice of a custom colour is available (additional charges may apply). Custom pools available upon request.
- Straight sides that are self-supporting make building shelves simple.
- Canadian made:10-year manufacturer's guarantee.

Picture	Part # Descrip. Size (in.)	Retail	Picture	Part # Descrip. Size (in.)	Retail
	5020 Circle 44x12	589.98		5032 Rectangle 30x55x18	699.98
	HALF 44" Circle	719.98		5033 Rectangle 30x55x6	419.98
	5022 Circle 60x12	1179.98		5005 Square 48x12	779.98
	HALF 60" Circle	1269.98		5010 Square 60x12	1079.98
	5023 Circle 72x20	1789.98		5008 Kidney 96x48x17	1599.98
	HALF 72" Circle	1629.98		5017 Kidney 72x43x17	999.98
	5030 Circle 96x20	2559.98		5012 Circle 28x12	199.98
	HALF 96" Circle	2119.98		5006 Circle 36x12	459.98
Fiberglass Inside and Out (SQ/FT)		69.98	Fitting Installation (fitting Extra)		139.98

Fiberglass Reinforced Plastic Grate

- 1.5" x 1.5" mesh size
- 1.5" Grate thickness
- Grate can be cut to any size and shape
- Max Grate size (48" x 144")



Part # Description	Retail (\$)
Grid 12" x 12"	45.98/ sq ft
Grid cutting fee	75.00

Polyethylene Pools

- 10 Year manufacturer's warranty. Black high-density polyethylene, U.V. stabilized and frost resistant.
- Excellent non-stick properties makes it easy to clean.

Picture	Part # Descrip. Size (in.)	Retail	Picture	Part # Descrip. Size (in.)	Retail
	MB2906-LP Rectangle 29" x 23" x 6"	109.98		PP2620 Sm. Plantainer 26" x 15"D	59.98
	LP5718 Aruba 57" x 30" x 18"	249.98		PP2615 Plantainer 26" x 15"D	79.98
	LP7818 Jamaica 78" x 54" x 18"	399.98		PP2620 Plantainer/ spillway 26" x 15"D	79.98
	LP8018 Tahiti 80x54x18	799.98			

Disappearing Water Feature Basins



	Round	Round	Square
L x W x H	36" x 36" 10.8"	46" x 46" x 13"	44" x 44" x 11"
Capacity	35 Gal.	67 Gal.	60 Gal.
Access Panels	6	1	4
Holds	2000 Lbs.	1200 Lbs.	3000 Lbs.
Part Number	566517	74967	566558
Retail (\$)	879.98	989.98	1299.98

Disappearing Water Feature Basins - Half Circle



	Small Half Circle	Large Half Circle
W x D x H	44" x 22" 16"	56" x 24" x 16"
Capacity	33 Gal.	42 Gal.
Access Panels	1	1
Part Number	74232	74233
Retail (\$)	869.98	989.98

Drilled Stones, Liner, Geotextile

Drilled Stones

Bubbling boulders offer the sound of flowing water in a pond or pondless environment. They will accent any garden and are very easy to install.



Mill Stones



Sizes and Prices vary based on weight and dimensions. Please call for Pricing



HYDROPLAN PVC Liner

- NON-toxic, pure, un-recycled Polyvinylchloride (PVC)
- German technology (ask us for an engineer's report)
- UV and frost resistant (-40°C)
- Suitable for waterproofing any pond, waterfall, stream, etc.
- Olive green in colour looks more natural than black
- Standard and custom sizes (up to 2000 sq.ft.)
- Larger sizes must be fabricated on site, due to weight
- 40mil repairable by heat welding
- 10 year manufacturer's warranty

Why Choose PVC liner ?

- Design Flexibility. Your pond can be made to any size or shape. The liner can be fitted to your design. (Reminder: check with your zoning department for water depth restrictions in your neighbourhood).
- Economical. The PVC liners are less expensive than the fibreglass and polyethylene pools.
- Durable. HYDROPLAN liners have been in use for over 50 years withstanding the test of time and the environment! Also, should you wish to treat your pond with chemicals such as algacide and chlorine they will not harm the liner.

Liner	20 mil	40 mil
6.5' x 5'	39.98	69.98
6.5' x 10'	79.98	129.98
6.5' x 15'	119.98	199.98
13' x 10'	149.98	259.98
13' x 15'	229.98	389.98
13' x 20'	299.98	509.98
19.5' x 10'	229.98	389.98
19.5' x 20'	449.98	769.98
26' x 10'	299.98	509.98

Please call for other sizes


Glue	Retail (\$)	Underlay	Retail (\$)
Wet-Bond Underwater Epoxy	34.98	Roll 5.5ft x 492ft	399.98
Liner Repair Kit	39.98	per sq. ft.	0.25



How to calculate the size of pond liner:

Length= (Depth x 2) + Length + 2 ft. (for overlap) Width= (Depth x 2) + Width + 2 ft. (for overlap)

Halogen Lighting - Low Voltage



20 watt EggLite includes a 60 watt transformer that can run up to three 20 watt EggLites. Kit also includes a mounting stand, clear front lens cover, four colored lenses, magnetic base. Submerged use only.

**** While Quantities Last****


EggLite	Kit
Size (Ø x H)	2.75" Diam.
Voltage	12
Power Consumption	20 watt
Cable (feet)	10
Limited Warranty	1 year
Part Number	517404
Retail (\$)	129.98



Each EggLite comes with a 10' cord, 10-watt Egg-Lite 60-watt transformer Mounting stand Clear front lens cover. 4 color lens set Magnetic base with stainless steel screw and nut. Up to six 10-watt EggLites can be run in series using their standard 60-watt transformer Submerged use only.

**** While Qty's Last****

3 EggLite Kit	
Size (Ø x H) (inches)	2.75" Diam.
Voltage	12
Power Consumption	3 x 10 watt
Cable (feet)	16
Limited Warranty	1 year
Part Number	517502
Retail (\$)	259.98



Low Voltage 60 watt transformer for EggLites

**** While Qty's Last****

Transformer	EggLites
Warranty	1 Year
Part Number	517412
Retail (\$)	59.98



Bulbs	Part #	Retail (\$)
12V/10 Watt Bulb /w reflector (MR11)	517410	53.98
12V/20 Watt Bulb /w reflector (MR11)	517411	38.98



LED lighting - Low Voltage



Contains 1 LED light with 11 different pre-programmed lighting Colour Options Weather-Proof. Consumes only 3-Watts. Maintaining a Low Operating Temperature Delivers approximately 30,000 Hours of Light. Transformer required or can be purchased as an additional light.

LED Light	
Size (Ø x H) (inches)	9.1 x 12.2
Voltage	12
Power Consumption	3 watt
Cable (feet)	20
Limited Warranty	1 year
Part Number	566225
Retail (\$)	309.98



Two LED White Mini-EggLites complete with 10'cord. These lights can be used in or out of water and have a pliable cord for positioning lights in a variety of applications. These can be purchased as additional lights. Transformer required.

LED EggLite	
Size (Ø x H) (inches)	1 x 1.5
Voltage	12
Power Consumption	2 x 2 watt
Cable (feet)	10
Limited Warranty	3 year
Part Number	566440
Retail (\$)	99.98



Two LED White Mini-EggLites complete with 10'cord. These lights can be used in or out of water and have a pliable cord for positioning lights in a variety of applications. They are powered by the sun with 20 hours run time on full charge (2 lights)

LED EggLite	
Size (Ø x H) (inches)	1 x 1.5
Voltage	12
Power Consumption	2 x 2 watt
Cable (feet)	10
Limited Warranty	3 year
Part Number	566420
Retail (\$)	189.98



Two LED White Mini-EggLites complete with 10'cord and waterproof connections and transformer. These lights can be used in or out of water and have a pliable cord for positioning lights in a variety of applications. The low voltage transformer can run up to twelve lights that can be purchased in Extra kits.

LED EggLite with Transformer	
Size (Ø x H) (inches)	1 x 1.5
Voltage	12
Power Consumption	2 x 2 watt
Cable (feet)	10
Limited Warranty	3 year
Part Number	566443
Retail (\$)	149.98

Bulbs	Part Number	Retail (\$)
MR16 LED Bulb (for 566225) (11 way multi-colour)	566224	209.98



Low Voltage. 24 Watt. Powers up to 12 Mini LED EggLites

Transformer	Mini LED EggLites
Warranty	1 year
Part Number	566435
Retail (\$)	79.98

LED lighting - Low Voltage



Fits perfectly in the top of the Pebble Pots and Basalt Columns for a delightful “liquid torch” effect that extends their appeal deep in the night. With an adjustable nipple to vary the height of the illuminated plume, these long-lasting accents are economical and easy to install.

Discontinued, available only until quantities last

SOL LED Warm White Fountain Spout Light	
Voltage	12 AC
Watts	1.5
Cable (feet)	20
Part Number	AWGFT2
Retail (\$)	89.98

Atlantic’s SOL Lighting features solid brass bodies with an oil rubbed bronze finish that adds class to your application while reducing the heat emitted. Available in both 2 watt and 6 watt warm white bullet styles and in a Light Ring perfect for fountains and waterfalls, these lights are a great way to enjoy your water feature after the sun goes down.



LED 45 degree Beam Angle Spotlight, 20’ power cord with quick-connect plug, stand and ground stake

SOL LED Warm White Light		
Size LxWxH (inches)	3-1/4” x 2”	2-1/2” x 1-1/8”
Voltage	12 AC	12 AC
Watts	6	2
Cable (feet)	20	20
Part Number	74107	74106
Retail (\$)	289.98	199.98



LED 150 Degree Beam Angle Light Ring, 20’ power cord with quick-connect plug

SOL LED Warm White Light Ring	
Size LxWxH (inches)	3-1/2 x 1-3/8 x 3/4
Voltage	12 AC
Watts	10
Cable (feet)	20
Part Number	74143
Retail (\$)	289.98

For those looking to bring more than just a warming glow to your evening, Atlantic’s all new Color Changing SOL LEDs are the solution. These LEDs create a vibrant nighttime atmosphere with 48 different colors and 16 different color changing combinations. Multiple LEDs can be connected and run through one transformer and be controlled together. Operated by InfiColour Module and App (not included).



Color Changing 45 Degree Beam Angle LED Spotlight, 20’ power cord with quick-connect plug, stand and ground stake

SOL LED Color Changing Spot Light	
Size LxWxH (inches)	3-1/4” x 2”
Voltage	12 DC
Watts	3-7.5 Variable
Part Number	74097
Retail (\$)	389.98



Color Changing 150 Degree Beam Angle LED Light Ring, 20’ power cord with quick-connect plug.

SOL LED Color Changing Light Ring	
Size LxWxH (inches)	3-1/2 x 1-3/8 x 3/4
Voltage	12 DC
Watts	2-6 Variable
Part Number	74132
Retail (\$)	389.98





InfiColour 3 Light Wiring Kit	
Voltage	12 AC
Part Number	74125
Retail (\$)	349.98

4 Way Splitter	
Part Number	74112
Retail (\$)	69.98

Transformer	
Voltage	12 AC
Part Number	15E60
Retail (\$)	139.98




4 Way Splitter	
Part Number	74123
Retail (\$)	52.98

LED lighting - Low Voltage

	1-Watt Waterfall and Up Light	1-Watt Spotlight	3-Watt Spotlight	6-Watt Spotlight	
	1-Watt Spotlight				
	3-Watt Spotlight				
	6-Watt Spotlight				
	Dimensions	2" diameter x 1.25" H	1.5" diameter x 2" H	3" diameter x 3" H	3" diameter x 3" H
	Fixture Material	Die-cast Metal			
	Voltage Min-Max	9V-15V			
	Wattage	1.2W±10%		3W±10%	5.8W±10%
	Lumens	45 lm		150 lm	340 lm
	Color Temperature	3,000K			
	Color Rendering Index (CRI)	75			
	Beam Angle Spread	30°			
	Bulb Life	40,000 hours			
	Cord Length (total)	14.5 feet			
	Light Output	Equivalent to 10-Watt Halogen		Equivalent to 20-Watt Halogen	Equivalent to 50-Watt Halogen
	Submersible	yes			
	Includes Stand & Stake	no	yes		
	Included Transformer	no			
	Warranty	5 Year Limited			
	Part #	84032	84031	84033	84034
	Retail (\$)	84.98	84.98	189.98	249.98

	6 Watt Transformer	20 Watt Transformer	60 Watt Transformer	3-Way Splitter
Part Number	98375	98485	98486	98489
Retail (\$)	49.98	89.98	109.98	29.98

LED lighting - Low Voltage - Colour Changing

	2-Watt LED Color-Changing Waterfall and Up Light	4.5-Watt LED Color-Changing Spotlight	8-Watt LED Color-Changing Spotlight	
	4.5-Watt LED Color-Changing Spotlight			
	8-Watt LED Color-Changing Spotlight			
	Dimensions	2" diameter x 1.5" H	3" diameter x 3" H	3" diameter x 3" H
	Fixture Material	Die-cast Metal		
	Voltage Min-Max	10.8V-15V		
	Wattage	2W±10%	4.5W±10%	8W±10%
	Lumens	52 lm / White	128 lm / White	223 lm / White
	Color Temperature	3,000K / White		
	Beam Angle Spread	30°		
	Cord Length (total)	15 feet		
	Submersible	yes		
	Includes Stand & Stake	no	yes	yes
	Requires Lighting Control Hub (Sold Separately #84074)	yes	yes	yes
	Requires Low-Voltage Transformer (Sold Separately)	yes	yes	yes
	Warranty	5 Year Limited		
	Part #	84057	84059	84060
	Retail (\$)	169.98	299.98	389.98

	Smart Control Hub	Colour Changing Light Remote	6 Watt Transformer	20 Watt Transformer	60 Watt Transformer	3-Way Colour Changing Splitter
Part Number	84074	84073	98375	98485	98486	84062
Retail (\$)	169.98	49.98	49.98	89.98	109.98	49.98

Professional / Quality Lighting



ELA-020 Submersible Light




- Sturdy bronze body.
- Light must be submerged at all times as fixture is water cooled.
- This is a low profile underwater light, 8" x 3" high.
- It has the option of a swivel "T" foot base or swivel yoke and base for angle adjustment.
- 9' standard cord (longer lengths may be requested at an extra charge).
- Quartz 250Watt light bulb.
- Filters available in: amber, blue, green and turquoise.
- CSA approved.
- Bronze rock guards and replacement parts are available .
- Plug Not Included

ELA-020		
ELA-020	Submersible Bronze Light with 9' Cable (plug not included)	1279.98
EL CORD 020A120	with 20' Cable add	129.98
EL CORD 020A130	with 30' cable add	169.98
EL CORD 020A140	with 40' cable add	219.98
EL LENS 2	Lenses available in (Clear, Amber, Blue, Green, Red, Turquoise)	159.98
EQS-155	150 watt Halogen Quartz Replacement Bulb	129.98
EQS-255	250 watt Halogen Quartz Replacement Bulb	129.98
EQS-505	500 watt Halogen Quartz Replacement Bulb	359.98
ELGUARD A1	Rock Guard	109.98
ELGASKET 1	Lens Seal	96.98
	T Foot	49.98




There are other LED lights available. Please contact us for further details, installation manuals and pricing. Other equipment may be required such as junction box, power/data supply, DMX etc.



**** Please Note: Prices are subject to change without notice. ****


Water Treatments

MICROBE-LIFT® WATER CLARIFIERS




MICROBE-LIFT/PL Any time your pond water is not as clear as you'd like, the temperature is over 8°C, there is sediment buildup on the bottom of your pond or your pond is not cycling.

10PLP	1 pt. MICROBE-LIFT PL	38.98
10PLQ	1 qt. MICROBE-LIFT PL	59.98
10PLG6	1 gal. MICROBE-LIFT PL	139.98




PL/GEL (Filter Pad Inoculant) To help stabilize the pond environment quickly upon startup and eliminate transient instability that can occur when filter media is cleaned or replaced. Accelerates the breakdown of organic solids.

GEL8	8 oz. ML/PL Gel Bacteria	25.98
------	--------------------------	-------



BSP (Barley Straw Pellets+) Start in the spring before water temperatures reach 10°C and continue maintenance throughout the year. To provide additional water clarity when **ML/PL** alone does not provide the desired clarity.


10BSPP2.2	2.2 lb. Barley Straw Pellets	36.98
-----------	------------------------------	-------



Barley Straw Concentrated Extract (CBSE) Start in the spring before water temperatures reach 10°C and continue throughout the year to provide water clarity when **ML/PL** alone does not provide the desired results.


MLCBSE250	8 oz. Barley Straw Extract	25.98
MLCBSE500	16 oz. Barley Straw Extract	39.98

MICROBE-LIFT® SEASONAL



SPRING/SUMMER CLEANER accelerates decomposition of dead leaves and other and residual organic sediment on the pond's bottom from the previous fall and winter season


10XSSCX1	1lb.Spring/Summer Cleaner	59.98
----------	---------------------------	-------



AUTUMN/WINTER PREP helps accelerate the decomposition of leaves, sediment and other organic matter during the fall and winter months.

AUTPREP	1 qt. Autumn/Winter Prep	64.98
---------	--------------------------	-------


MICROBE-LIFT® DYES



BIO-BLUE Enzymes & Pond Colorant: Whenever the appearance of your pond water is not acceptable.
BIO-BLACK Enzymes & Pond Colorant: to create a reflective pond

MLBB8	8 oz. Bio-Blue	19.98
MLBB16	16 oz. Bio-Blue	34.98
BIOBLK08	8 oz. Bio-Black	39.98
BIOBLK16	16 oz. Bio-Black	67.98


MICROBE-LIFT® PLANTS



BLOOM & GROW Whenever aquatic or terrestrial plants are actively growing. Provides essential micronutrients, co-factors and minerals for optimum plant health.

BNG16	16 oz. Liquid Bloom N Grow	23.98
BNG32	32 oz. Liquid Bloom N Grow	38.98


MICROBE-LIFT® OXYPOND CLEANER



OXY POND CLEANER To spot-treat all areas of light to heavy accumulations of debris on rocks, waterfalls, streams, planters, etc.

OPCSM	2 Lb. Oxy Pond Cleaner	29.98
-------	------------------------	-------


MICROBE-LIFT® SPECIALTY



SA (SLUDGE AWAY) will accelerate the solubilization and biological digestion of organic solids in your pond.


MLXSAQ	32 oz. Liquid Sludge Away	59.98
MLXSAG6	1 gal. Liquid Sludge Away	139.98

MICROBE-LIFT® CHEMICAL TREATMENTS



FLOCCULANT PLUS To clear cloudy water and improve filtration.


FPLUS16	16 oz. Flocculant Plus	21.98
FPLUS32	32 oz. Flocculant Plus	36.98



DECHLORINATOR PLUS To dechlorinate, detoxify and condition water when making regular, partial water changes and when replacing lost or evaporated water in BOTH fresh and saltwater.


DECHL16	16 oz. Dechlorinator Plus	23.98
DECHL32	32 oz. Dechlorinator Plus	36.98
DECHGAL	1 Gal. Dechlorinator Plus	109.98

MICROBE-LIFT® BIRDBATH & FOUNTAINS




BIRDBATH CLEAR For new or existing birdbaths to prevent deposits of organic and inorganic contaminants from forming (i.e. crusty white scale, iron, copper and hard water stains).

10BBC4	4 oz. Birdbath Clear	21.98
--------	----------------------	-------




SMALL FOUNTAIN CLEAR and LARGE FOUNTAIN CLEAR To ensure clear, sparkling water that keeps water filters and pumps free from organic debris in small or large water fountains.

10TTFC4	4oz. Small Fountain Clear	19.98
10LFC16	16oz. Large fountain Clear	42.98



Stain & Scale Safely removes and prevents white calcium scales and deposits. Prevents pump damage from mineral buildup and corrosion


R101210	500 ml. Stain & Scale	29.98
---------	-----------------------	-------



PHYSAN 20 is effective at controlling algae and odor in fountains, birdbaths, swimming pools and decorative water displays. It is simple to apply, and safe around birds, mammals and plants. It should not be used in the presence of fish.


040842	16oz. Physan 20	44.98
0408551	1 Gal. Physan 20	259.98

FISH FOOD




ALL SEASON fish food formulations contain select, high quality ingredients that provide pond fish with excellent nutrition and a balanced diet. As a result, less food is required during feeding time, translating into less waste and cleaner water. It contains multi-vitamins and stabilized vitamin C, and will not cloud water.

PT74	17oz. Medium Floating Pellets	17.98
PT84	4.4 lb Medium Floating Pellets	49.98
PT85	9.9 lb Medium Floating Pellets	89.98
PT113	17oz. Floating Food Sticks	49.98
PT114	3.3 lb Floating Food Sticks	109.98



FLAKE FOOD is fortified with multi-vitamins and stabilized vitamin C. For all coldwater fish.

A7106	7 oz. Nutrafin Flakes	23.98
-------	-----------------------	-------



COLD WEATHER (Wheat Germ) specially formulated for Spring/Fall feeding. The scientifically-formulated diet includes multi-vitamins and stabilized Vitamin C which help improve disease resistance and the health and longevity of fish. Feed Goldfish & Koi Food with wheat germ when water temperature is between 8° to 10° C (47° to 50° F).

PT92	17oz. Medium Floating Pellets (fish size 2-1/2"-7")	26.98
PT94	4.4 lb Medium Floating Pellets (fish size 2-1/2"-7")	89.98

Maintenance and Seasonal Products

Liquid Rubber



Creates a long lasting waterproof membrane. Resists cracking, chipping, impact and abrasion. Resistant to freeze/thaw cycles. Excellent adhesion, chemical and UV resistance

Liquid Rubber (black)	Retail (\$)
946ml Can	39.98
3.78 Litre Can	89.98
18.9 Litre Pail	289.98
Gutter Repair Kit	34.98
6" Seam Tape	6.50/ft

Concrete Sealer



This water based sealer specifically designed for concrete, brick and masonry. It works better and lasts much longer than conventional sealers because it contains a blend of silane and siloxanes compounds which chemically react with silicates below the surface of substrate. This reaction forms an insoluble, water repellent barrier within the surface that cannot wear away, fade, crack or peel. The finished application is virtually invisible, leaving the surface with its original appearance.

Hydro Stop Concrete Sealer	Retail (\$)
500ml Jar	15.98
1 Litre Jar	24.98

Black Foam



- Water-resistant
- Expands to fill gaps or make seals
- Bonds rocks together
- Nozzle adaptor reaches into tight spaces
- UV-resistant
- Fish-safe once dried
- Dries tack-free in 5 minutes, cures in less than 24 hours

Black Foam		
16 oz. Can	21053	33.98

Pond Vacuum II



The Pond Vacuum II motor is made with high quality German made component. It easily removes algae, sludge, dead plants, leaves and small pebbles up to 3/8" in diameter. During the vacuum cycle the holding tank fills with dirty water. Once it is full the motor will turn off automatically. The dirty water will start to drain out the drain hose to the garden. Once empty, it turns back on automatically and continues to vacuum. The dirty pond water is great for your garden plants!

	Pond Vacuum II
On/Off Cycle	40 second vacuum/ 25 second drain out
Tank Capacity	5 Gallon
Power Consumption	1400 watts
Power Cable Length	16 ft
Hose Length	Vacuum Hose 16 ft/ Drain Hose 8ft
Part Number	PV-II
Retail (\$)	559.98

Water Fountain Winter Covers



Protect Your Fountain from Winter Temperatures.

This outdoor fountain cover will help shield your garden fountain from rain, snow and ice. This innovative multi-layered material creates superior airflow between the cover and fountain, eliminating condensation that can damage fountain surfaces. It's made out of waterproof, breathable, UV treated material. They are reusable year after year. A rugged draw string bottom helps keep the fountain cover secure and tight, even in a strong wind.

Water Fountain Winter Covers	
Small	129.98
Medium	169.98
Large	169.98
X-Large	229.98

Leaf Netting

In the fall it is important to prevent any excess material from falling into the pond water. Leaves left in a pond can be dangerous for both plants and fish. As leaves on the pool floor decompose, noxious gases form which can suffocate pond life. Netting a pond can help prevent this and simplify fall maintenance.

Code	Netting	Retail (\$)
PT953	12' x 15'	47.98
PT954	15' x 20'	75.98
PT955	20' x 30'	127.98

Fish, Pond, Algae, Skimmer Netting



Nets	Small Net	Fish Net	Skimmer Net	Folding Net
Size (in)	10 x 10	Ø 15	10 x 9	
Handle lengths	14"	44" -70"	48"	20"-30"
Part Number	11268	36299	566050	81031
Retail (\$)	15.98	29.98	59.98	49.98

Air Pump Kit



These aerating pumps are an effective tool to over winter plants and fish outside. They continuously blow air/oxygen into the pond via flexible hose. Even in the coldest weather the aerator will pump sufficient oxygen into the pond to provide oxygen to fish at all times and create an insulation layer between water and ice. Comes complete with 30' of tubing, air stone and styrofoam float.

6ft cord
6psi

Air Pump Kit		
WAAIRP	5 Watts	129.98
A974	Fizz Stick	6.5
PT-1636	Repair Module	20.98

Air Pump Kit



In summer, pumping oxygen into your fish pond is crucial for their health, particularly in a densely-stocked pond and during very hot periods when oxygen levels decline. Fresh oxygen contributes to a clean and clear aquatic ecosystem, promotes healthy aquatic life, and helps break down fish waste. In winter, air circulation generated by the pump prevents pond surfaces from completely freezing, allowing fresh oxygen to enter the water and toxic gases to escape. This gas exchange is vital for the survival of hibernating fish.

Kit Includes: Air Pump, Two Air Stones, Chrome-coated manifold, and 16' of Airline Tubing

5.37 PSI, 32' Cord
2 Year Warranty

Air Pump Kit		
PT1624	50 Watt	565.98

Pond Heater



The 500 watt De-Icer creates and maintains a thawed, open area at the surface of the pond, allowing toxic gases from fish respiration and decomposing organic matter to escape. The open area also allows oxygen to re-enter the pond. Safe for plastic and liner ponds, the Pond De-Icer will not harm fish or plants. It is made from stainless steel the heater has an extremely high impact resistance. The unit has dual-zone integrated thermostats to help heat distribution.

22 ft electrical cord and grounded plug.

Floating Heater		
PT1643	500 watt	435.98

Floating Pond De-Icer



Maintains a thawed, open area at the pond surface, allowing toxic gases from fish respiration and decomposing organic matter to escape and allows oxygen to re-enter the pond.

Complete with LED light which indicates when it's on.

15-watt heating element that melts snowfall on contact.


Thermostatically-controlled on/off feature that prevents overheating and saves energy costs.

Fit with 22 ft electrical cord with grounded plug.

Pond De - Icer		
PT1642	315Watt	189.98

Water Plants

Water Arts Inc. Offers a variety of water plants between the months of May and October. Beautiful plants are delivered weekly during spring and summer months. Please call for pricing.



Water Plant Fertilizer

After growth has begun using the granular Praefecta, the 'Trico' tablets are now used throughout the growing season in your water garden pool. Trico is a special aquatic plant food pellet for stimulating flowers and continuing the growth of water lilies, lotus and other aquatics in the water garden pool. Fertilize the lilies and other aquatics monthly. The pellets of Trico are inserted into the soil near the roots.



Fertilizer Spikes		
FERT20	20 Tabs	20.98
FERT50	50 Tabs	49.98

Planter Baskets



Planter Baskets	Code	Retail
9" Round	566553	9.98
12" Square	566556	9.98
17.7" x 7" x 5.9" Kidney	PT968	13.98
13" Round Water Lily Pot		12.98
1/2 Bushel		22.98

Water Garden Soil



A specialized potting medium offers stability and promotes rooting of aquatic plants. The soil has proven to allow good growth and development of water lilies and other water plants.

Water Garden Soil	
Retail (\$)	20.98

Silk Floating Water Plants



3 White Water Lilies	Yellow Water Lily	Pink Water Lily
24.00	19.00	19.00



White Water Lily	Water Lily (assorted colours)	Hyacinth
19.00	\$5.00	\$11.00































Pond Pliers/ Scissors

Pond Pliers are handy tool for removing unwanted objects like plant debris from the pond, fitted with a handle that is 125 cm in length. The pond scissors make it simple to cut off dead pond plants, or pond plants that have become too long; equipped with a handle 125 cm in length.



Pond Pliers and Scissors	
Pond Pliers	36304
Retail (\$)	29.98
Pond Scissors	36303
Retail (\$)	29.98

Fittings

	Description	1/4"	3/8"	1/2"	3/4"	1"	1-1/4"	1-1/2"	2"	3"
	THR 'T'	23.00	23.00	6.00	9.00	10.00	10.00	10.00	14.00	299.00 SCH80
	THR 'EL'	19.00 SCH80	19.00 SCH80	3.00	4.00	8.00	9.00	9.00	29.00	279.00 SCH80
	THR COUPLING	16.00 SCH80	16.00 SCH80	2.00	3.00	4.00	9.00	15.00	19.00	179.00 SCH80
	SOC 'T'	20.00 SCH80	3.00	2.00	2.00	4.00	5.00	6.00	9.00	29.00
	SOC 'Y'	--	--	--	--	--	--	--	39.00	--
	SOC 'EL'	7.00 SCH80	5.00	2.00	2.00	3.00	4.00	5.00	6.00	16.00
	SOC x FTTH 'EL'	--	--	2.00	2.00	3.00	5.00	6.00	9.00	39.00
	SOC x SPG 'EL'	--	--	4.00	5.00	6.00	7.00	8.00	11.00	--
	SOC COUPLING	--	--	2.00	2.00	2.00	3.00	3.00	5.00	12.00
	SOC x FTTH	4.00	--	2.00	2.00	3.00	3.00	4.00	5.00	12.00
	SOC x MTHR	--	4.00	2.00	2.00	2.00	3.00	4.00	5.00	12.00
	SPG x MTHR	6.00	6.00	2.00	3.00	4.00	5.00	7.00	8.00	--
	SPG x FTTH	--	--	2.00	2.00	3.00	4.00	5.00	7.00	15.00
	CLOSE NIPPLE	4.00	4.00	2.00	2.00	2.00	4.00	5.00	6.00	14.00
	x 3" NIPPLE	5.00	--	2.00	2.00	2.00	6.00	6.00	7.00	14.00
	X 6" NIPPLE	6.00	--	3.00	3.00	3.00	8.00	9.00	11.00	21.00
	BARB 'T'	--	--	5.00	5.00	7.00	9.00	11.00	20.00	--
	BARB 'T' (black)	6.00	6.00	6.00	--	--	--	--	--	--
	BARB 'EL'	--	--	5.00	6.00	7.00	8.00	9.00	10.00	--
	BARB 'EL' (black)	5.00	5.00	5.00	--	--	--	--	--	--
	BARB COUPLING	--	--	3.00	3.00	3.00	4.00	5.00	9.00	--
	BARB COUPLING (black)	5.00	5.00	5.00	--	--	--	--	--	--
	FTTH ADAPTOR (grey)	--	--	11.00	11.00	13.00	15.00	19.00	29.00	--
	MTHR ADAPTOR (grey)	--	--	3.00	3.00	3.00	5.00	6.00	9.00	--
	MTHR ADAPTOR (black)	5.00	5.00	5.00	--	--	--	--	--	--
	Valve (FTTH)	29.00	--	12.00	13.00	19.00	23.00	39.00	49.00	249.00
	Cam-Lock Quick Disconnect	--	--	23.00	23.00	23.00	27.00	29.00	36.00	59.00
	Clear Flapper Check Valve SOCKET or FTTH	--	--	89.00	89.00	89.00	99.00	109.00	149.00	269.00
	Bulkhead	--	--	59.00	59.00	69.00	79.00	89.00	139.00	239.00
	Threaded Plug	--	--	19.00	19.00	19.00	22.00	22.00	29.00	59.00

Please Note: Fitting colors may vary




Description	Retail
1/4" x 3/16" (black)	5.00
1/4" x 3/8" (black)	5.00
1/4" x 1/2" (black)	5.00
3/8" x 1/4" (black)	5.00
3/8" x 1/2" (black)	5.00
1/2" x 3/16" (black)	5.00
1/2" x 1/4" (black)	5.00
1/2" x 3/8" (black)	5.00
1/2" x 3/4"	6.00
3/4" x 1/2"	6.00
3/4" x 1"	6.00
1" x 3/4"	6.00
1" x 1-1/4"	9.00
1" x 1-1/2"	9.00
1-1/4" x 3/4"	9.00
1-1/4" x 1"	9.00
1-1/4" x 1-1/2"	9.00
1-1/2" x 1"	9.00
1-1/2" x 1-1/4"	9.00
1-1/2" x 2"	10.00
2" x 1-1/2"	10.00



Description	Retail
3/8" x 1/4"	6.00
1/2" x 1/4"	6.00
1/2" x 3/8"	6.00
3/4" x 1/4"	4.00
3/4" x 3/8"	4.00
3/4" x 1/2"	4.00
1" x 1/4"	5.00
1" x 3/8"	5.00
1" x 1/2"	5.00
1" x 3/4"	5.00
1-1/4" x 1/2"	8.00
1-1/4" x 3/4"	8.00
1-1/4" x 1"	8.00
1-1/2" x 1/2"	9.00
1-1/2" x 3/4"	9.00
1-1/2" x 1"	9.00
1-1/2" x 1-1/4"	9.00
2" x 1-1/2"	10.00



Description	Retail
1/2" x 1/4" Barb EL (black)	5.00
1/2" x 3/8" Barb EL (black)	5.00
1/4" x 3/16" (black)	5.00
3/8" x 1/4" (black)	5.00
1/2" x 1/4" (black)	5.00
1/2" x 3/8" (black)	5.00
3/4" x 3/8"	5.00
3/4" x 1/2"	5.00
1" x 1/2"	6.00
1" x 3/4"	6.00
1-1/4" x 3/4"	9.00
1-1/4" x 1"	9.00
1-1/2" x 3/4"	9.00
1-1/2" x 1"	9.00
1-1/2" x 1-1/4"	9.00
2" x 1"	12.00
2" x 1-1/4"	12.00
2" x 1-1/2"	12.00



Description	Retail
1" x 1/2"	4.00
1-1/2" x 1/2"	4.00
1-1/2" x 1"	4.00
2" x 1/2"	6.00
2" x 1-1/2"	6.00
3" x 1-1/2"	9.00
3" x 2"	9.00




Description	Retail
1-1/4" x 1"	7.00
2" x 1-1/2"	8.00
3" x 2"	13.00



Description	Retail
1/4 PINT	16.98

Clear PVC cement for all classes and schedules through 12" diameter interference fit.



Description	Retail
1" FTHR x Soc Coupling	9.98
1-1/2" FTHR (req. 1-1/2" SOC Coupling to attach to PVC Pipe or Flex Pipe)	14.98
2" THR Connection (req. 2" SOC Coupling to attach to PVC Pipe or Flex Pipe)	19.98




Description	Retail
1/2" (H6SS)	3.00
3/4" (H12SS)	3.00
1" (H16SS)	3.00
1-1/2" (H24SS)	3.50
2" (H32SS)	3.50



Description	Retail
1-1/4" x 1-1/4"	39.00
1-1/2" x 1-1/2"	39.00
2" x 2"	39.00
3" x 3"	49.00
4" x 4"	69.00
6" x 6"	99.00
8" x 8"	189.00
2" x 1-1/2"	39.00
3" x 2"	49.00
4" x 2"	69.00
4" x 3"	69.00
6" x 4"	139.00
8" x 6"	219.00



Description	Retail
Includes: 1/2" MNPT auto-fill valve, 1/2" barb adaptor, 1/2" female adaptor, 3/4" FGHT (Garden Hose Adaptor)	79.98




Description	Retail
3/4" MTHR Adapter	6.00
1" MTHR Adapter	6.00
1-1/4" MTHR Adapter	9.00
1-1/2" MTHR Adapter	9.00
2" MTHR Adapter	15.00
3/4" Barb Coupling	7.00
1" Barb Coupling	7.00
1-1/4" Barb Coupling	10.00
1-1/2" Barb Coupling	10.00
2" Barb Coupling	25.00



Description	Retail
For use in restricting flow on the discharge of a pump Restricts tubing up to 1/2" I.D.	19.98

Tubing and piping

Utilizing the correct size tubing is essential, especially when constructing a waterfall; the incorrect choice can seriously affect pump performance. Durable fiberglass reinforced tubing is available for projects using large rocks and large volumes of water. Never assume the discharge size on the pump is the size of pipe required for all jobs.



Vinyl Tubing			
CVT-03	3/16" ID x 5/16" OD		\$1.35/ft
CVT-04	1/4" ID x 3/8" OD		\$1.35/ft
CVT-06X08	3/8" ID x 1/2" OD		\$1.35/ft
CVT08X10	1/2" ID x 5/8" OD		\$2.00/ft
CVT-10	5/8" ID x 3/4" OD		\$3.00/ft



Fiberglass Reinforced Tubing			
PVC-08R	1/2" ID	\$229.00/ 100ft Roll	\$3.00/ft
PVC-12R	3/4" ID	\$349.00/ 100ft Roll	\$4.00/ft
PVC-16R	1" ID	\$489.00/ 100ft Roll	\$5.00/ft
PVC-24R	1-1/2" ID	\$949.00/ 100ft Roll	\$9.75/ft
PVC-32R	2" ID	\$1439.00/ 100ft Roll	14.00/ft



Black Spiral Tubing (while quantities last)			
94003	3/4"	\$299.98/ 100ft Roll	\$3.50/ft
94004	1"	\$299.98/ 100ft Roll	\$4.00/ft
88310	1-1/4" (METRIC)	\$369.98/100ft Roll	\$5.00/ft
94007	1-1/2"	\$389.98/50ft Roll	\$6.00/ft
88481	2"	\$149.98/50ft Roll	\$4.00/ft
88716	3"		\$9.00/ft



BLACK SPA FLEX			
48015	1"	\$159.98/ 50ft Roll	\$4.00/ft
29022	1-1/2"	\$219.98/50ft Roll	\$5.00/ft
29024	2"	\$289.98/ 50ft Roll	\$6.50/ft
29025	3"	\$639.98/ 50ft Roll	\$14.00/ft
















SCH40 GREY PVC PIPE			
PVC-40-005	1/2"	\$29.00/ 10ft	\$3.50/ft
PVC-40-007	3/4"	\$29.00/ 10ft	\$3.50/ft
PVC-40-010	1"	\$39.00 /10ft	\$4.50/ft
PVC-40-012	1-1/4"	\$49.00 / 10ft	\$5.50/ft
PVC-40-015	1-1/2"	\$59.00/ 10ft	\$6.50/ft
PVC-40-020	2"	\$79.00/ 10ft	\$8.50/ft
PVC-40-030	3"	\$149.00/ 10ft	\$16.00/ft
PVC-40-040	4"	\$219.00/ 10ft	\$23.00/ft
PVC-40-060	6"	\$379.00/ 10ft	\$39.00/ft



SCH80 GREY PVC PIPE			
PVC-80-005	1/2"	\$29.00/ 10ft	\$3.50/ft
PVC-80-007	3/4"	\$39.00/ 10ft	\$4.50/ft
PVC-80-010	1"	\$59.00/ 10ft	\$6.50/ft
PVC-80-012	1-1/4"	\$69.00/ 10ft	\$7.50/ft
PVC-80-015	1-1/2"	\$79.00/ 10ft	\$8.50/ft
PVC-80-020	2"	\$99.00/ 10ft	\$10.50/ft
PVC-80-030	3"	\$199.00/ 10ft	\$23.00/ft
PVC-80-040	4"	\$229.00/ 10ft	\$25.00/ft
PVC-80-060	6"	559.00/ 10ft	\$59.00/ft

Stones

Picture	Description	Size	Part Number	Retail
Garden Stones 1 x 22lb bag covers 1.25 sq/ft at 1.5"-2" deep 91 x 22lb bags covers 125 sq/ft at 1.5"-2" deep				
	Black HIGHLY POLISHED (22lb bag)	1/2" - 1"	GS05-22b	54.98
		1" - 2"	GS12-22b	54.98
		2" - 3"	GS23-22b	54.98
		3" - 4"	GS34-22B	54.98
	Red HIGHLY POLISHED (22lb bag)	1" - 2"	GS12-22r	54.98
	Off-White HIGHLY POLISHED (22lb bag)	1" - 2"	GS12-22w	54.98
	Black POLISHED (22lb bag)	1/2" - 1"	G05-22b	47.98
		1" - 2"	G12-22b	47.98
		2" - 3"	G23-22b	47.98
		3" - 4"	G34-22b	47.98
	Mixed POLISHED (22lb bag)	1" - 2"	G12-22m	47.98
	Slate Black SEMI-POLISHED (MATTE) (22lb bag)	1" - 2"	S12-22c	63.98
		2" - 3"	S23-22c	63.98
		3" - 4"	S34-22c	63.98
	Off-White/Light Grey SEMI-POLISHED (MATTE) (22lb bag)	1" - 2"	S12-22w	63.98
		2" - 3"	S23-22w	63.98
		3" - 4"	S34-22w	63.98
	White SEMI-POLISHED (MATTE) (22lb bag)	1" - 2"	G12-22ww	47.98
		2" - 3"	G23-22ww	47.98
Slate Chippings 1 x 44lb bag covers 2.55 sq/ft at 1.5"-2" deep 45 x 44lb bags covers 125 sq/ft at 1.5"-2" deep				
	Black/Grey (44lb bag)	1" - 3"	LA12-44b	31.98
Lava Stone This rock is created by gas-rich eruptions, these cinders are guaranteed fire-safe. 1 x 12lb bag covers 2-4 sq/ft at 3" deep				
	Black Lava Rock (12lb bag)	1"-3"	BLR-12	59.98

Picture	Description	Size	Part Number	Retail
Fire Stones Natural volcanic basalt fire stones, heat resistant to standard gas and ethenol fire units. 1 x 20lb bag covers 1 sq/ft at 2" deep				
	Slate- Black/Grey SEMI POLISHED (Matte) (20lb bag) (Min. 10 bag order)	1" - 2"	FK12-90c	209.98
		2" - 3"	FK23-60c	209.98
		3" - 4"	FK34-30c	209.98
		4" - 6"	FK46-15c	209.98
	Off-White/Light Grey SEMI POLISHED (Matte) (20lb bag) (Min. 10 bag order)	1" - 2"	FK12-90w	209.98
		2" - 3"	FK23-60w	209.98
		3" - 4"	FK34-30w	209.98
		4" - 6"	FK46-15w	209.98
	Ivory-Tan SEMI POLISHED (Matte) (20lb bag) (Min. 10 bag order)	1" - 2"	FK12-90t	209.98
		2" - 3"	FK23-60t	209.98
		3" - 4"	FK34-30t	209.98
		4" - 6"	FK46-15t	209.98
	Slate- Black/Grey HIGHLY POLISHED (20lb bag) (Min. 10 bag order)	1" - 2"	FK12-90hc	249.98
		2" - 3"	FK23-60hc	249.98
		3" - 4"	FK34-30hc	249.98
	Off-White/Light Grey HIGHLY POLISHED (20lb bag) (Min. 10 bag order)	1" - 2"	FK12-90hw	249.98
		2" - 3"	FK23-60hw	249.98
		3" - 4"	FK34-30hw	249.98
Ceramic Fireballs Round with a textured matte finish 24 Pieces covers 0.75 sq/ft at 2-1/2" deep				
	Baige/Terra (24 pieces) (Min. 10 bag order)	2-1/2" Diameter	FB02-24t	429.98
Fire Glass Colored glass for gas and ethamol fireplaces, fire bowls, fire pits 1 x 20lb bag covers 2 - 2.5 sq/ft at 1" deep (Min. 10 bag order)				
	Black Crushed Glass (20lb bag)	1/4" - 1/2"	FC02-20b	179.98
		1/2" - 1"	FC05-20b	179.98
	Ice Crushed Glass (20lb bag)	1/4" - 1/2"	FC02-20i	179.98
		1/2" - 1"	FC05-20i	179.98
	Blue Crushed Glass (20lb bag)	1/4" - 1/2"	FC02-20d	179.98
	Black Rreflective Crushed Glass (20lb)	1/4" - 1/2"	FR02-20b	199.98
	Gray Reflective Crushed Glass (20lb)	1/4" - 1/2"	FR02-20g	199.98
	Copper Reflective Crushed Glass (20lb)	1/4" - 1/2"	FR02-20c	199.98
	Aqua Reflective Crushed Glass (20lb)	1/4" - 1/2"	FR02-20a	199.98



Waterfall Flow	Flow Required on Top of the waterfall (GPH)					
	6"	12"	18"	24"	36"	48"
Trickle : approx. 1/4" water thickness (50 GPH per inch of width)	300	600	900	1200	1800	2400
Regular Flow: approx. 1/2" water thickness (100 GPH per inch of width)	600	1200	1800	2400	3600	4800
High Flow: approx. 3/4" water thickness (150 GPH per inch of width)	900	1800	2700	3600	5400	7200
Very High Flow: approx. 3/4" water thickness (200 GPH per inch of width)	1200	2400	3600	4800	7200	9600

Pipe Size & Recommended Flow

Pipe Size	Flow US GPH
1/2 "	0 - 300
3/4"	300 - 600
1"	600 - 900
1-1/4"	900 - 1200
1-1/2"	600 - 1500
2"	1,200 - 3,000
3"	3,300 - 8,100
4"	6,900 - 16,500
5"	12,000 - 30,000
6"	19,800 - 48,000
8"	42,000 - 78,000
10"	75,000 - 105,000

CONVERSION FACTORS

Convert from	X	Convert Into
US Gals	3.785	litres
Litres	0.264	US Gals
Cu. Ft.	7.48	US Gals
Cu. Ft.	28.329	Litres
US Gals	8.35	Lbs.
Litres	2.2	Lbs.
Cu. Ft. of Water	62.46	Lbs.
Cu. M. of Water	22.06	Lbs.
Inches	2.54	Centimeters
Feet	0.3048	Metres
Metres	39.37	Inches
Metres	3.28	Feet
USGPM	0.063	litres/second
USGPM	3.785	Litres/minute
USGPM	227.3	Litres/hour
Litres/sec	15.85	USGPM
Litres/min	0.264	USGPM
Litres/hour	0.004	USGPM
PSI	6.895	KPA
PSI	2.31	ft. Head
KPA	0.145	PSI
KPA	0.334	Fr. Head
Ft. Head	2.99	KPA
Ft. Head	0.433	PSI
Ft. Head	0.305	Metric Head
Ft. Head	3.28	Ft. Head
HP	0.746	Kilowatts
HP	745.7	Watts
Kilowatts	1.34	HP



How to Calculate Volume of a Pond:

Length x width x depth x 7.5= Pond Gallons
 Example: 12' x 10' x 2' x 7.5 =1800 Gallons

Cost of Ownership:

(Watts/1000)=kwh x 8760 (Hrs per Year)
 x .10 (kwh cost) = Energy Cost per Year

Example: (345 Watts/1000) =
 .345 kwh x 8760 x .10 =\$302.22

Water Bowls



Model	Description	Flow Rate	Dimensions	2019 Retail
73853	Round Copper Spillway Bowl	1200gph	26" x 27.5" x 10"H	\$2,259.98
73854	Square Copper Spillway Bowl	1200 gph	26" x 27.5" x 10"H	\$2,259.98
73805	30" Copper Bowl with 4" Spillway	750 gph	30"W x 33"D x 14.5"H	\$3,479.98
73806	36" Copper Bowl	2400 gph	36"Diameter x 14.5"H	\$4,699.98
73804	26" Copper Bowl with (4) 6" Spillways	2400 gph	29"Diameter x 10"H	\$2,609.98
73803	Copper Pedestal for Copper Bowls		16"L x 16"W x 8"H	\$1,389.98
74205	Cord Seal Fitting (1-1/2" spigot)			\$52.98
78204	Spillway Bowl 32"	2000 gph	32"L x 32"W x 14.5"H	\$509.98
78205	Spillway Basin 40"	2000 gph	40"L x 40"W x 16"H	\$759.98
78206	Spillway Bowl Stand (2pk)		13.5"L x 13.5"W x 4"H	\$139.98
58087	Spillway Bowl and Basin Fountain Kit	2000 gph		\$2,359.98

Fire and Water Bowl Systems



Tuscano Fire and Water Bowl

Bowl Options:

- Available in Copper or Cast Concrete (10 concrete colour options).
- As a Planter only or as a Planter with Water Feature.
- As a Fire Bowl only or as a Firebowl with Waterfeature.
- As a Water Feature only.

Fire Options:

- Operates with Natural Gas or with Propane (additional propane adder required)

Fire/Bowl filler:

- Available in Reflective Fire Glass (6 color choices), Ceramic Stone, or Volcanic Rock (3 different shapes)

Fire Effect:

- Operates on 12VAC/60Hz or 220VAC/50Hz.
- Optional Remote control for Fire Unit.
- All controls are electronic and comply with CSA standards.

The Corinthian

A clean cut contemporary bowl shape available in Copper - Oil Rubbed Bronze or Concrete. A perfect addition for modern environments. Available in systems of 1-4 bowls that can run on one control panel, comes as a complete kit.

Bowl Options: Fire, Fire and Water, Water Only, Planter with Water.

Copper Bowl Dimensions: 29"L x 29"W x 9" H x 17"SQ Base
Concrete Bowl Dimensions: 30"L x 30"W x 10" H.



Fire Pit



Fire and Water Bowl

The Tuscano (this bowl is discontinued-while quantities last)

A traditional urn shape bowl available in Copper - Oil Rubbed Bronze.

A versatile addition to any location. Available in systems of 1-4 bowls that can run on one control panel, comes as a complete kit.

Bowl Options: Fire and Water

Dimensions: 31"Diameter x 11" H x 10"Base



Fire and Water Bowl



Fire and Planter Bowl

The Essex

A classic bowl shape in Copper - Oil Rubbed Bronze or Concrete with strong lines and substantial edge.

Available in systems of 1-4 bowls that can run on one control panel, comes as a complete kit.

Bowl Options: Fire, Fire and Water, Water Only, Planter with Water.

Copper Bowl Dimensions: 31"Diameter x 10"H x 10"Base
Concrete Bowl Dimensions: 31"Diameter x 10"H x 10"Base
36" Diameter x 11.5"H x 10"Base



Fire Bowl




Fire and Water Bowl

The Biltmore

This low profile bowl of cast concrete has an inviting shape and spherical ball-feet giving it real presence. Available in systems of 1-4 bowls that can run on one control panel, comes as a complete kit.

Bowl Options: Fire, Fire and Water, Water Only, Planter with Water.

Dimensions: 32"Diameter x 9" H.
4.5"Diameter Balls on 18" Diameter Center



Fire and 365 Degree Water Bowl



Fire and Water Bowl

Fire and Water Bowl Systems

The Legacy

This sleek cast concrete bowl design is sure to complement any backyard. Available in systems of 1-4 bowls that can run on one control panel, comes as a complete kit.

Small Legacy

Dimensions: 30" Diameter x 12"H x 15" Diameter Base
Bowl Options: Fire, Fire and Water, Water Only, Planter with Water.

Tall Legacy

Dimensions: 24" Diameter x 36"H x 13" Diameter Base
Bowl Option: Water Only



Legacy Water Bowl



Legacy Fire and Water Bowl



Tall Legacy Water Bowl

Bowl Color Options

Copper Rubbed Bronze	Concrete New Khaki	Concrete Greek	Concrete Limestone	Concrete Dark Walnut	Concrete Ebony	Concrete Sequoia	Concrete English Led	Concrete Burnt Terra Cotta	Concrete Urban Slate	Concrete Deer Amber

Bowl Filling Options

Ceramic Stone	Tumbled Lava Rock	Lava Rock	Lava Spheres	Black Fire Glass	Black Reflective Fire Glass	Chestnut Fire Glass	Aqua Blue Fire Glass	Turquoise Blue Fire Glass	Ocean Blue Fire Glass



Fire Pits are also available

How to Order:

- Choose your Bowl.
- Choose your bowl function: Fire Bowl, Fire and Water Bowl, Water Bowl, Water and Planter Bowl or Bowl Only.
- Choose a 1, 2, 3, 4 Bowl System.
- Choose a Manual System or Automated with Remote.
- Choose Natural Gas or Propane.
- Choose your Bowl Color Option.
- Choose your Filling Option.
- Call Water Arts Inc for Pricing

An Automated System Includes:

- U.L. Control Panel
- CSA Approved Burner Assembly with Flame Monitoring Technology.
- Can be Operated Remotely from any Home or Pool Operating System.
- Mounting Hardware.
- 60,000-80,000 BTU/Hr
- 1 Year Warranty

A 'Traditional'

approach to gardens and fountains never goes out of style.

Water Arts Inc.

offers a selection of sculptures and fountains to suit a wide range of styles.



MORE ITEMS AVAILABLE ON OUR WEBSITE UNDER 'GARDEN SHOP' TAB




Water Arts Inc.

offers many simple contemporary style fountains and garden accessories.

Choose from a selection of modern fountains made out of glass, metal, concrete or stone.



MORE ITEMS AVAILABLE ON OUR WEBSITE UNDER 'GARDEN SHOP' TAB



*Water
Arts Inc.*

*4152 Dundas Street West
Etobicoke, ON M8X 1X3*

Tel: (416) 239-5345

Fax: (416) 237-1098

waterarts.info@waterartsinc.com

www.waterartsinc.com