




























Fittings

	Description	1/4"	3/8"	1/2"	3/4"	1"	1-1/4"	1-1/2"	2"	3"
	THR 'T'	28.00	28.00	6.00	9.00	12.00	17.00	17.00	23.00	355.00 SCH80
	THR 'EL'	21.00 SCH80	21.00 SCH80	3.00	5.00	9.00	10.00	13.00	19.00	389.00 SCH80
	THR COUPLING	19.00 SCH80	19.00 SCH80	2.00	3.00	4.00	13.00	25.00	29.00	212.00 SCH80
	SOC 'T'	24.00 SCH80	5.00	2.00	2.00	4.00	5.00	6.00	9.00	38.00
	SOC 'Y'	--	--	--	--	--	--	--	66.00	--
	SOC 'EL'	9.00 SCH80	6.00	2.00	2.00	3.00	5.00	5.00	7.00	26.00
	SOC x FTTH 'EL'	--	--	2.00	2.00	4.00	6.00	6.00	16.00	57.00
	SOC x SPG 'EL'	--	--	4.00	5.00	7.00	9.00	10.00	18.00	--
	SOC COUPLING	--	--	2.00	2.00	2.00	3.00	3.00	5.00	15.00
	SOC x FTTH	5.00	--	2.00	2.00	3.00	3.00	4.00	5.00	16.00
	SOC x MTHR	--	4.00	2.00	2.00	2.00	3.00	4.00	5.00	20.00
	SPG x MTHR	8.00	8.00	2.00	3.00	4.00	5.00	7.00	8.00	--
	SPG x FTTH	--	--	2.00	2.00	3.00	4.00	5.00	8.00	24.00
	CLOSE NIPPLE	4.00	4.00	2.00	2.00	2.00	4.00	5.00	6.00	14.00
	x 3" NIPPLE	5.00	--	2.00	2.00	2.00	6.00	6.00	7.00	14.00
	X 6" NIPPLE	6.00	--	3.00	3.00	3.00	8.00	9.00	11.00	21.00
	BARB 'T'	--	--	5.00	5.00	7.00	10.00	12.00	23.00	--
	BARB 'T' (black)	6.00	6.00	6.00	--	--	--	--	--	--
	BARB 'EL'	--	--	5.00	6.00	6.00	7.00	8.00	11.00	--
	BARB 'EL' (black)	5.00	5.00	5.00	--	--	--	--	--	--
	BARB COUPLING	--	--	3.00	3.00	3.00	4.00	5.00	9.00	--
	BARB COUPLING (black)	5.00	5.00	5.00	--	--	--	--	--	--
	FTTH ADAPTOR (grey)	--	--	10.00	10.00	11.00	14.00	18.00	29.00	--
	MTHR ADAPTOR (grey)	--	--	3.00	3.00	3.00	5.00	5.00	9.00	--
	MTHR ADAPTOR (black)	5.00	5.00	5.00	--	--	--	--	--	--
	Valve (FTTH)	29.00	--	12.00	13.00	19.00	23.00	41.00	52.00	289.00
	Cam-Lock Quick Disconnect	--	--	23.00	23.00	23.00	27.00	29.00	34.00	59.00
	Clear Flapper Check Valve SOCKET or FTTH	--	--	89.00	89.00	89.00	89.00	99.00	149.00	259.00
	Bulkhead	--	--	45.00	49.00	59.00	69.00	79.00	109.00	199.00
	Threaded Plug	--	--	9.00	9.00	19.00	19.00	19.00	19.00	39.00


Please Note: Fitting colors may vary



Description	Retail
1/4" x 3/16" (black)	5.00
1/4" x 3/8" (black)	5.00
1/4" x 1/2" (black)	5.00
3/8" x 1/4" (black)	5.00
3/8" x 1/2" (black)	5.00
1/2" x 3/16" (black)	5.00
1/2" x 1/4" (black)	5.00
1/2" x 3/8" (black)	5.00
1/2" x 3/4"	7.00
3/4" x 1/2"	6.00
3/4" x 1"	7.00
1" x 3/4"	7.00
1" x 1-1/4"	9.00
1" x 1-1/2"	13.00
1-1/4" x 3/4"	8.00
1-1/4" x 1"	8.00
1-1/4 x 1-1/2"	13.00
1-1/2" x 1"	10.00
1-1/2" x 1-1/4"	10.00
1-1/2" x 1"	10.00
1-1/2" x 2"	16.00
2" x 1-1/2"	16.00



Description	Retail
3/8" x 1/4"	6.00
1/2" x 1/4"	6.00
1/2" x 3/8"	6.00
3/4" x 1/4"	4.00
3/4" x 3/8"	4.00
3/4" x 1/2"	4.00
1" x 1/4"	5.00
1" x 3/8"	5.00
1" x 1/2"	5.00
1" x 3/4"	5.00
1-1/4" x 1/2"	8.00
1-1/4" x 3/4"	8.00
1-1/4" x 1"	8.00
1-1/2" x 1/2"	9.00
1-1/2" x 3/4"	9.00
1-1/2" x 1"	9.00
1-1/2" x 1-1/4"	9.00
2" x 1-1/2"	10.00



Description	Retail
1/2" x 1/4" Barb EL (black)	5.00
1/2" x 3/8" Barb EL (black)	5.00
1/4" x 3/16" (black)	5.00
3/8" x 1/4" (black)	5.00
1/2" x 1/4" (black)	5.00
1/2" x 3/8" (black)	5.00
3/4" x 3/8"	5.00
3/4" x 1/2"	5.00
1" x 1/2"	5.00
1" x 3/4"	5.00
1-1/4" x 3/4"	8.00
1-1/4" x 1"	8.00
1-1/2" x 3/4"	9.00
1-1/2" x 1"	9.00
1-1/2" x 1-1/4"	9.00
2" x 1"	12.00
2" x 1-1/4"	12.00
2" x 1-1/2"	12.00



Description	Retail
1" x 1/2"	4.00
1-1/2" x 1/2"	4.00
1-1/2" x 1"	4.00
2" x 1/2"	6.00
2" x 1-1/2"	6.00
3" x 1-1/2"	13.00
3" x 2"	13.00



Description	Retail
1-1/4" x 1"	7.00
2" x 1-1/2"	8.00
3" x 2"	13.00



Description	Retail
1/4 PINT	15.98



Description	Retail
1" FTHR x Soc Coupling	9.98
1-1/2" FTHR (req. 1-1/2" SOC Coupling to attach to PVC Pipe or Flex Pipe)	14.98
2" THR Connection (req. 2" SOC Coupling to attach to PVC Pipe or Flex Pipe)	19.98



Description	Retail
1/4"	3.50
3/8"	3.50
3/4" - 1"	3.50
1" - 1-1/4"	3.50
1-1/4" - 1-1/2"	4.50
1-1/2" - 2"	4.50

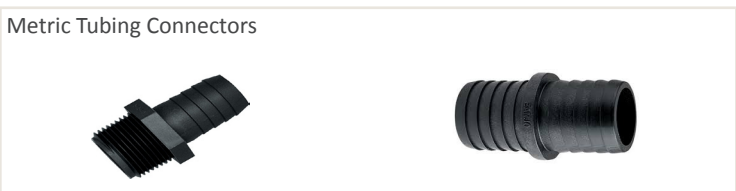


Description	Retail
1-1/4" x 1-1/4"	39.00
1-1/2" x 1-1/2"	39.00
2" x 2"	39.00
3" x 3"	49.00
4" x 4"	69.00
6" x 6"	99.00
8" x 8"	189.00
2" x 1-1/2"	39.00
3" x 2"	49.00
4" x 2"	69.00
4" x 3"	69.00
6" x 4"	139.00
8" x 6"	219.00

Clear PVC cement for all classes and schedules through 12" diameter interference fit.



Description	Retail
Includes: 1/2" MNPT auto-fill valve, 1/2" barb adaptor, 1/2" female adaptor, 3/4" FGHT (Garden Hose Adaptor)	62.98



Description	Retail
3/4" MTHR Adapter	6.00
1" MTHR Adapter	6.00
1-1/4" MTHR Adapter	9.00
1-1/2" MTHR Adapter	9.00
2" MTHR Adapter	15.00
3/4" Barb Coupling	7.00
1" Barb Coupling	7.00
1-1/4" Barb Coupling	10.00
1-1/2" Barb Coupling	10.00
2" Barb Coupling	25.00



Description	Retail
For use in restricting flow on the discharge of a pump Restricts tubing up to 1/2" I.D.	15.98